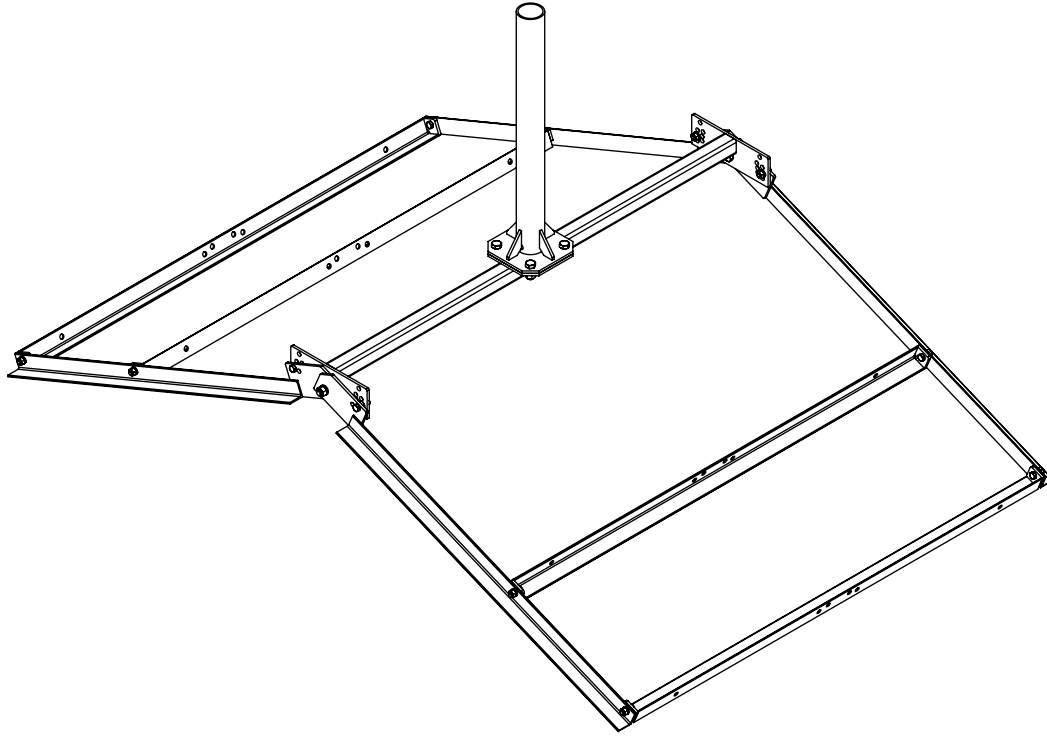


SS-RIDGEMOUNT w/ PAD



HARDWARE KIT
p/n HDWE-SSRM

SYM	PART #	DESCRIPTION	QTY
1	AB1295HD	SSRM CROSS ARM , HDG	1
2	AB1316LHHD	SSRM LH ARM, HDG	2
3	AB1316RHHD	SSRM RH ARM, HDG	2
4	AB1624(48)HD	BALLAST TRAY, HDG	4
5	AS REQ'D	MAST (O.D. x LENGTH AS REQ'D), HDG	1
6	H1-0500-125	1/2"x1-1/4" BOLT GR.5, Z/P	4
7	H1-0500-150	1/2"x1-1/2" BOLT GR.5, Z/P	2
8	H4-0500LW	1/2" LOCKWASHER, Z/P	6
9	H2-0500HN	1/2" NUT, Z/P	6
10	H2-0500JN	1/2" JAM NUT, Z/P	2
11	H1-0375-100	3/8"x1" BOLT GR.5, Z/P	10
12	H1-0375-125	3/8"x1-1/4" BOLT GR.5, Z/P	2
13	H4-0375LW	3/8" LOCKWASHER, Z/P	12
14	H2-0375HN	3/8" NUT, Z/P	12
		RUBBER PAD 8"x53"	1
		RUBBER PAD 16"x53"	2

PROPRIETARY AND CONFIDENTIAL

THE INFORMATION CONTAINED IN THIS DRAWING IS THE SOLE PROPERTY OF BAIRD SUPPORTING SYSTEMS. ANY REPRODUCTION IN PART OR AS A WHOLE WITHOUT THE WRITTEN PERMISSION OF BAIRD SUPPORTING SYSTEMS IS PROHIBITED.



WWW.BAIRD MOUNTS.COM

UNLESS OTHERWISE SPECIFIED:

DIMENSIONS ARE IN INCHES
TOLERANCES:
FRACTIONAL ±
ANGULAR: MACH ± BEND ±
TWO PLACE DECIMAL ±
THREE PLACE DECIMAL ±

DO NOT SCALE DRAWING

BAIRD MOUNTING SYSTEMS

WATERLOO, IA 50703
PHONE: 319-233-3561
SALES@BAIRDMOUNTS.COM

TITLE:

SSRM with PAD
ASSEMBLY INSTRUCTIONS

DRAWN BY

JK

MATERIAL

-

DWG. PURPOSE

INST

DATE

12/06/18

FINISH

-

SHEET

1 OF 2

SCALE

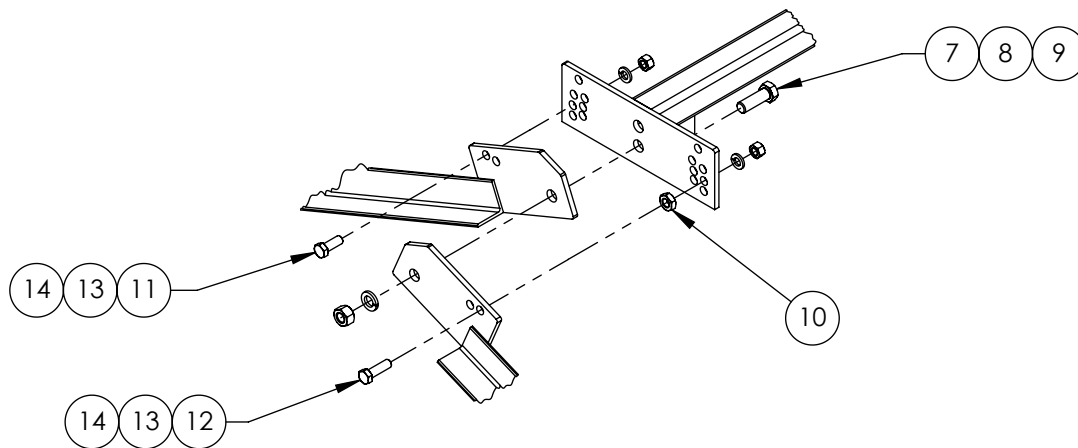
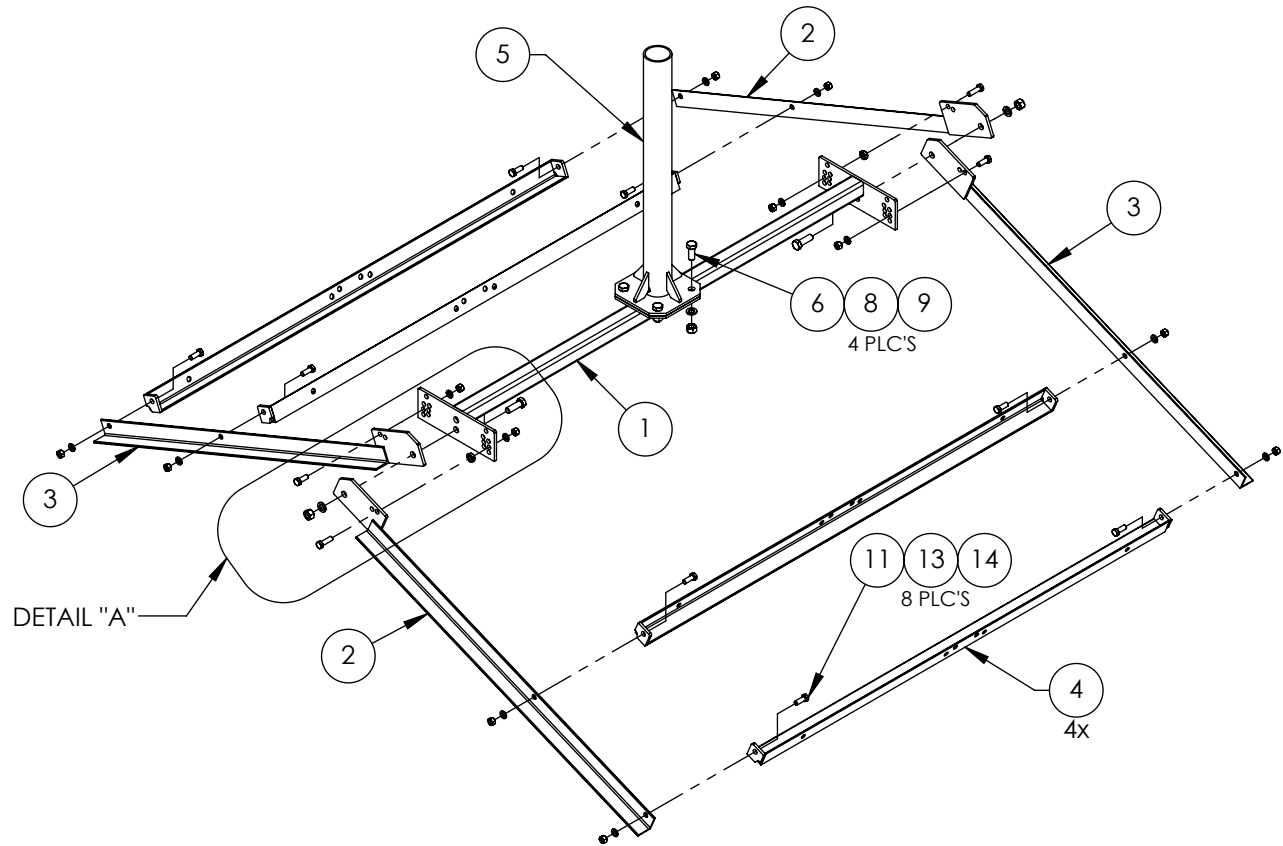
-

PART. NO.

SSRM-(000)X()-R

DWG. NO.

SSRM-(000)X()-R INST



DETAIL "A"
(TYPICAL AT EACH END)

PROPRIETARY AND CONFIDENTIAL

THE INFORMATION CONTAINED IN THIS DRAWING IS THE SOLE PROPERTY OF BAIRD SUPPORTING SYSTEMS. ANY REPRODUCTION IN PART OR AS A WHOLE WITHOUT THE WRITTEN PERMISSION OF BAIRD SUPPORTING SYSTEMS IS PROHIBITED.



WWW.BAIRD MOUNTS.COM

UNLESS OTHERWISE SPECIFIED:

DIMENSIONS ARE IN INCHES
TOLERANCES:
FRACTIONAL ±
ANGULAR: MACH ± BEND ±
TWO PLACE DECIMAL ±
THREE PLACE DECIMAL ±

DO NOT SCALE DRAWING

BAIRD MOUNTING SYSTEMS

WATERLOO, IA 50703
PHONE: 319-233-3561
SALES@BAIRDMOUNTS.COM

TITLE:

SSRM with PAD
ASSEMBLY INSTRUCTIONS

DRAWN BY

JK

MATERIAL

-

DWG. PURPOSE

INST

DATE

12/06/18

FINISH

-

SHEET

2 OF 2

SCALE

-

PART. NO.

SSRM-(000)X()-R

DWG. NO.

SSRM-(000)X()-R INST