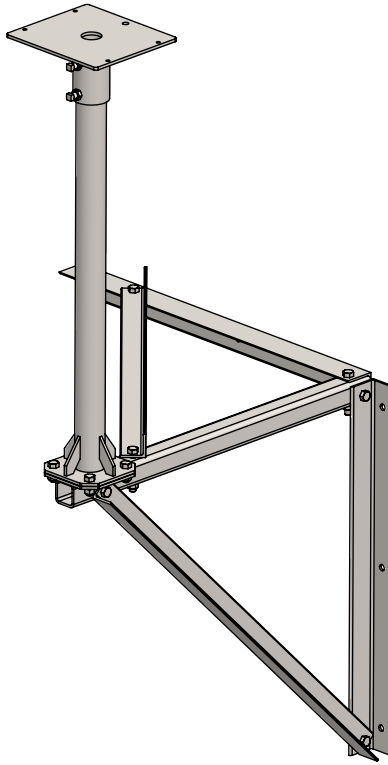


WL4-237X (0)-SLHPA



SYM	PART#	DESCRIPTION	QTY.
1	AB1320HD	HORIZONTAL ANGLE 3/16"x2-1/2"x2-1/2"L x 32", HDG	1
2	AB1321HD	VERTICAL ANGLE 3/16"x2-1/2"x2-1/2"L x 31", HDG	1
3	AB1322HD	HORIZONTAL BRACE ANGLE 3/16"x2"x2"L x 35-3/16", HDG	1
4	AB1323HD	VERTICAL BRACE ANGLE 3/16"x2"x2"L x 42-1/16", HDG	1
5	AB1324HD	MOUNTING ARM ASS'Y, HDG	1
6	AS REQ'D	MAST ASS'Y (DIAMETER & HEIGHT), HDG	1
7	H1-0500-300	1/2"x3" BOLT GR.5, Z/P	4
8	H1-0500-125	1/2" x 1-1/4" BOLT GR.5, Z/P	6
9	H4-0500LW	1/2" LOCKWASHER, Z/P	10
10	H2-0500HN	1/2" NUT, Z/P	10
11	AB1182-.42SLHPFWHD	MAST ADAPTER 2.37"OD TO STRLNK HP FLAT WEDGE, Z/P	1
12	H5-0500-125SHCPZ	1/2" x 1-1/4" SQ. HD CUP POINT SET SCREW, Z/P	2
13	H2-0500JN	1/2" JAM NUT, Z/P	2

PROPRIETARY AND CONFIDENTIAL

THE INFORMATION CONTAINED IN THIS DRAWING IS THE SOLE PROPERTY OF BAIRD SUPPORTING SYSTEMS. ANY REPRODUCTION IN PART OR AS A WHOLE WITHOUT THE WRITTEN PERMISSION OF BAIRD SUPPORTING SYSTEMS IS PROHIBITED.

BAIRD
MOUNTING SYSTEMS

UNLESS OTHERWISE SPECIFIED:

DIMENSIONS ARE IN INCHES
TOLERANCES:
FRACTIONAL ±
ANGULAR: MACH ± BEND ±
TWO PLACE DECIMAL ±
THREE PLACE DECIMAL ±

DO NOT SCALE DRAWING

Distributed By: Viking Satcom

Albion, MI 49224
PHONE: 517-629-3000
SALES@VIKINGSATCOM.COM

TITLE:

WL-4 WALL MOUNT w/ 2.37"OD MAST AND
ADAPTER FOR SL HP WEDGE

DRAWN BY

JK

DATE

03/14/24

MATERIAL

STEEL

FINISH

HDG

DWG. PURPOSE

INST

SHEET

1 OF 3

SCALE

-

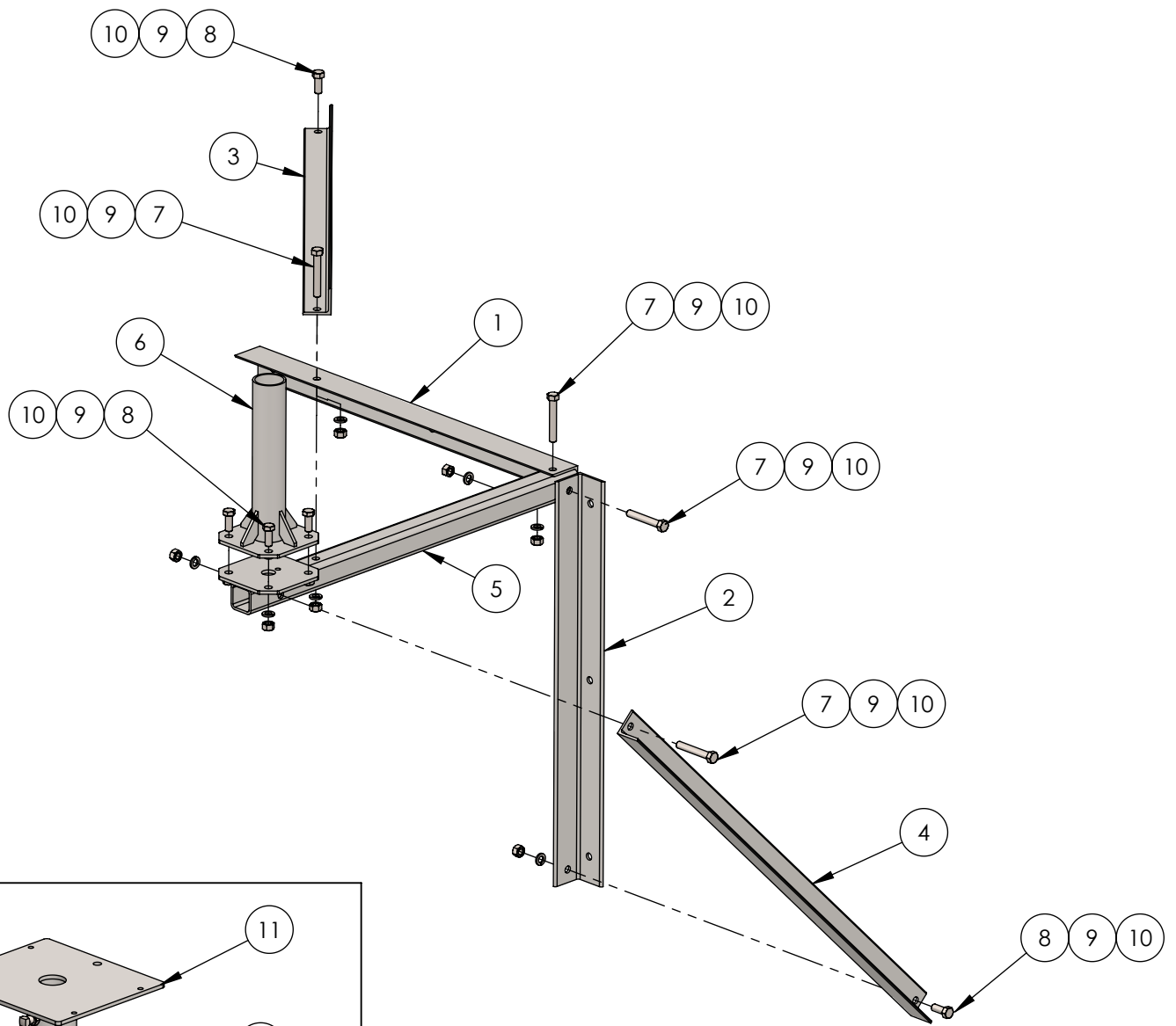
PART. NO.

WL4-237X(0)-SLHPA

DWG. NO.

WL4-237X(0)-SLHPA INSTRUCTIONS

REV. 03/2024



THE WL-4 CAN BE ASSEMBLED IN AN LH
OR RH VERSION (LH SHOWN ABOVE)

PROPRIETARY AND CONFIDENTIAL

THE INFORMATION CONTAINED IN THIS DRAWING IS THE SOLE PROPERTY OF BAIRD SUPPORTING SYSTEMS. ANY REPRODUCTION IN PART OR AS A WHOLE WITHOUT THE WRITTEN PERMISSION OF BAIRD SUPPORTING SYSTEMS IS PROHIBITED.



UNLESS OTHERWISE SPECIFIED:

DIMENSIONS ARE IN INCHES
TOLERANCES:
FRACTIONAL \pm
ANGULAR: MACH \pm BEND \pm
TWO PLACE DECIMAL \pm
THREE PLACE DECIMAL \pm

DO NOT SCALE DRAWING

Distributed By: Viking Satcom

Albion, MI 49224
PHONE: 517-629-3000
SALES@VIKINGSATCOM.COM

TITLE:

WL-4 WALL MOUNT w/ 2.37"OD MAST AND
ADAPTER FOR SL HP WEDGE

DRAWN BY

JK

MATERIAL

STEEL

DWG. PURPOSE

INST

DATE

03/14/24

FINISH

HDG

SHEET

2OF3

SCALE

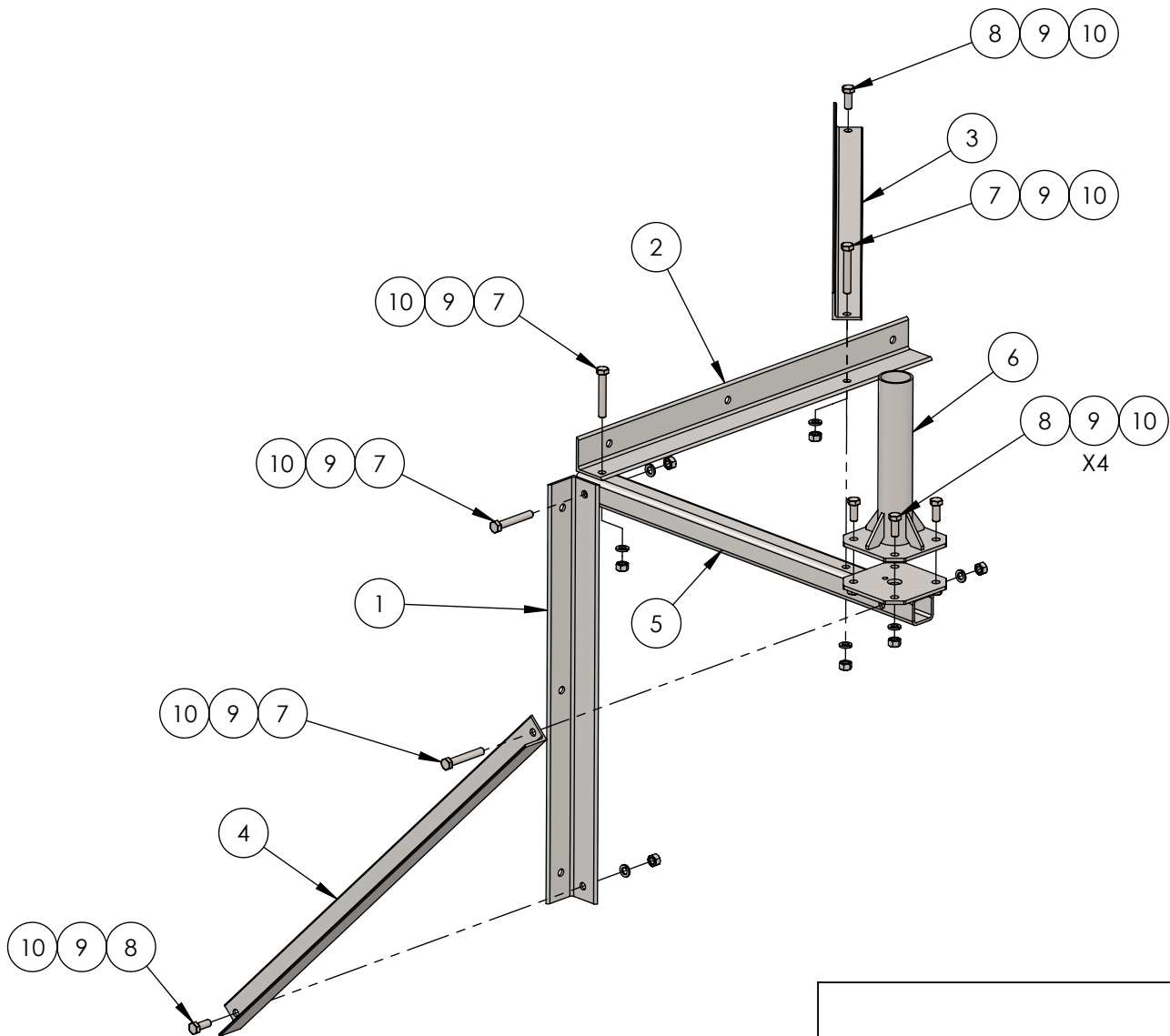
-

PART. NO.

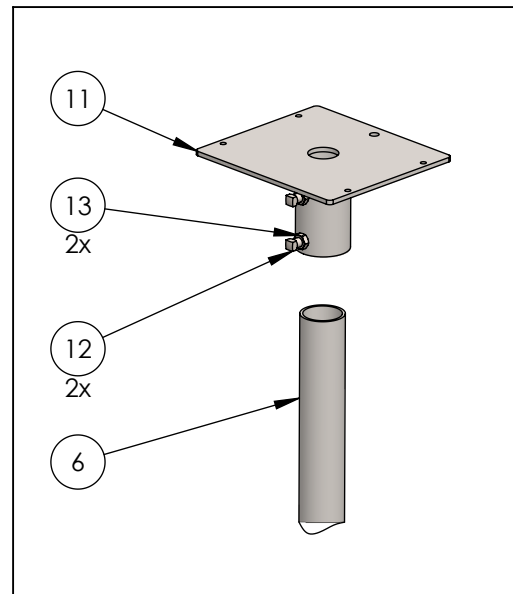
WL4-237X(0)-SLHPA

DWG. NO.

WL4-237X(0)-SLHPA INSTRUCTIONS



THE WL-4 CAN BE ASSEMBLED IN AN LH
OR RH VERSION (RH SHOWN ABOVE)



PROPRIETARY AND CONFIDENTIAL

THE INFORMATION CONTAINED IN THIS DRAWING IS THE SOLE PROPERTY OF BAIRD SUPPORTING SYSTEMS. ANY REPRODUCTION IN PART OR AS A WHOLE WITHOUT THE WRITTEN PERMISSION OF BAIRD SUPPORTING SYSTEMS IS PROHIBITED.



UNLESS OTHERWISE SPECIFIED:

DIMENSIONS ARE IN INCHES
TOLERANCES:
FRACTIONAL \pm
ANGULAR: MACH \pm BEND \pm
TWO PLACE DECIMAL \pm
THREE PLACE DECIMAL \pm

DO NOT SCALE DRAWING

Distributed By: Viking Satcom

Albion, MI 49224
PHONE: 517-629-3000
SALES@VIKINGSATCOM.COM

TITLE:

WL-4 WALL MOUNT w/ 2.37"OD MAST AND
ADAPTER FOR SL HP WEDGE

DRAWN BY

JK

MATERIAL

STEEL

DWG. PURPOSE

INST

DATE

03/14/24

FINISH

HDG

SHEET

3OF3

SCALE

-

PART. NO.

WL4-237X(0)-SLHPA

DWG. NO.

WL4-237X(0)-SLHPA INSTRUCTIONS

REV. 03/2024