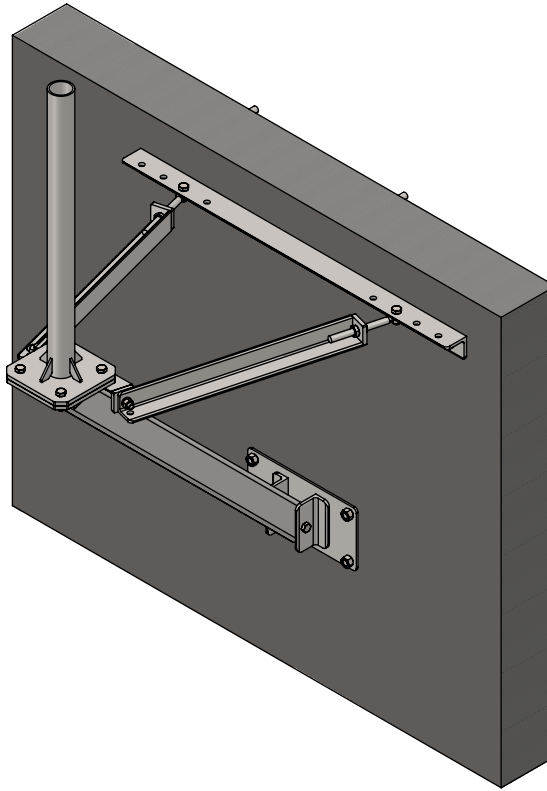


WL2-36-(000)X (0)



SYM	PART#	DESCRIPTION	QTY.
1	AB1408S4HD	SUPPORT ARM ASS'Y (4"SQ x 51.5" LONG), HDG	1
2	AB1246HD	LOWER BASE ASS'Y, HDG	1
3	AB1409HD	RH/LH ARM ASS'Y (27.75"LONG), HDG	2
4	AB1418HD	UPPER MOUNTING ANGLE (48" LONG), HDG	1
5	B5332(.25).81PWHD	PLATE WASHER .25"x4.5"SQ w/.81" HOLE, HDG	3
6	AB1171HD	LOWER BACK PLATE 8"x16", HDG	1
7	AS REQ'D	MAST ASS'Y(DIAMETER & HEIGHT), HDG	1
8	B1450-16	3/4"x 16" THREADED ROD , Z/P	7
9	#B-.75X8	3/4" x 8" SPADE BOLT, Z/P	2
10	H2-0750JN	3/4" JAM NUT, Z/P	4
11	H2-0750HN	3/4" NUT, Z/P	32
12	H3-0750FW	3/4" FLATWASHER, Z/P	7
13	H1-0625-550	5/8"x5-1/2" BOLT GR.5, Z/P	1
14	H1-0625-200GR8	5/8"x2" BOLT GR.8 , Z/P	2
15	H1-0625-150	5/8"x1-1/2" BOLT GR.5 , Z/P	2
16	H2-0625HN	5/8" NUT, Z/P	5
17	H4-0625LW	5/8" LOCKWASHER, Z/P	5
18	H1-0750-200	3/4" x 2" BOLT GR.5 Z/P	4
19	H4-0750LW	3/4" LOCKWASHER, Z/P	4

PROPRIETARY AND CONFIDENTIAL

THE INFORMATION CONTAINED IN THIS DRAWING IS THE SOLE PROPERTY OF BAIRD SUPPORTING SYSTEMS. ANY REPRODUCTION IN PART OR AS A WHOLE WITHOUT THE WRITTEN PERMISSION OF BAIRD SUPPORTING SYSTEMS IS PROHIBITED.



UNLESS OTHERWISE SPECIFIED:

DIMENSIONS ARE IN INCHES
TOLERANCES:
FRACTIONAL ±
ANGULAR: MACH ± BEND ±
TWO PLACE DECIMAL ±
THREE PLACE DECIMAL ±

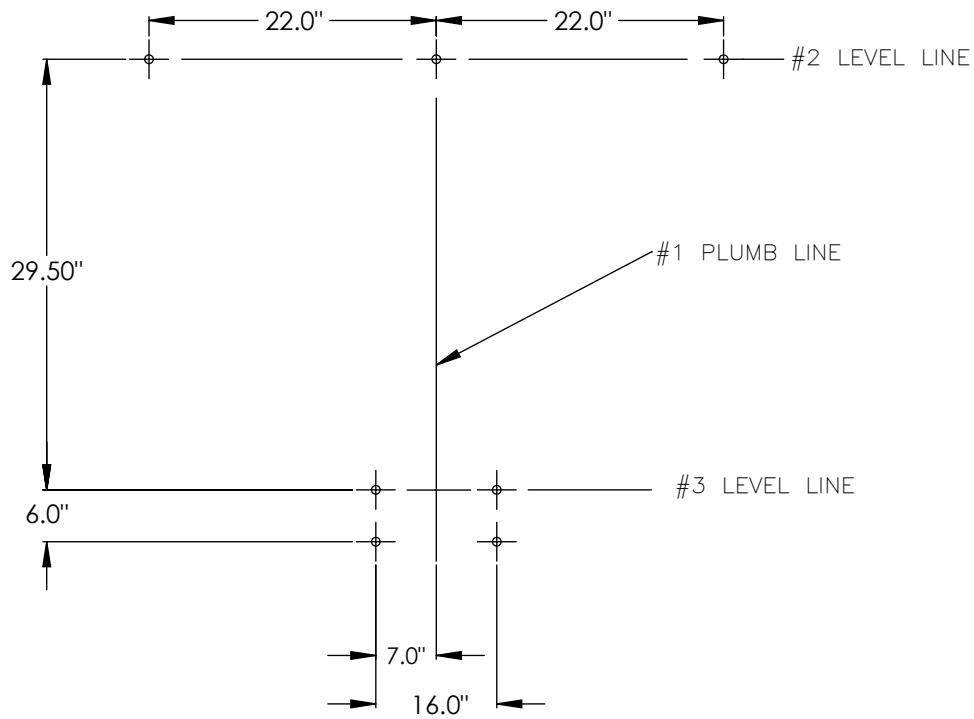
DO NOT SCALE DRAWING

Distributed By: Viking Satcom

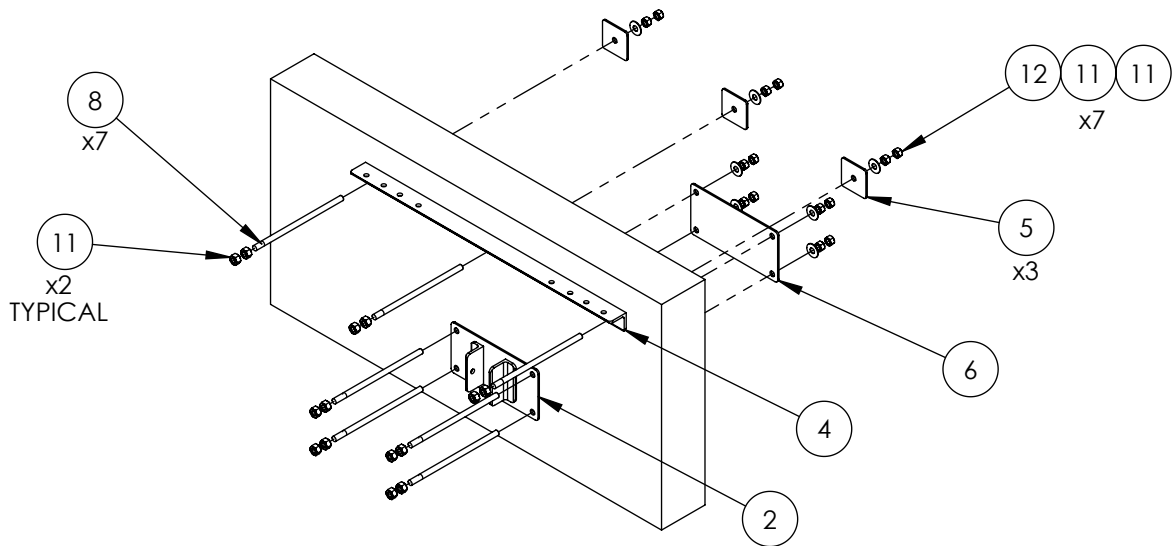
Albion, MI 49224
PHONE: 517-629-3000
SALES@VIKINGSATCOM.COM

TITLE:
WL2-36 WALL MOUNT

DRAWN BY JK	DATE 12/11/14
MATERIAL STEEL	FINISH HDG
DWG. PURPOSE INST	SHEET 1 OF 3
PART. NO. WL2-36-(000)X(0)	SCALE -
DWG. NO. WL2-36-(000)X(0) INSTRUCTIONS	



LAYOUT THE MOUNTING HOLE PATTERN AS SHOWN ABOVE. HOLES SIZED FOR 3/4" DIAMETER HARDWARE.



ATTACH THE UPPER WALL ANGLE AND THE LOWER BASE ASSY TO THE WALL(SEE DIAGRAM ABOVE)

PROPRIETARY AND CONFIDENTIAL

THE INFORMATION CONTAINED IN THIS DRAWING IS THE SOLE PROPERTY OF BAIRD SUPPORTING SYSTEMS. ANY REPRODUCTION IN PART OR AS A WHOLE WITHOUT THE WRITTEN PERMISSION OF BAIRD SUPPORTING SYSTEMS IS PROHIBITED.



UNLESS OTHERWISE SPECIFIED:

DIMENSIONS ARE IN INCHES
TOLERANCES:
FRACTIONAL ±
ANGULAR: MACH ± BEND ±
TWO PLACE DECIMAL ±
THREE PLACE DECIMAL ±

DO NOT SCALE DRAWING

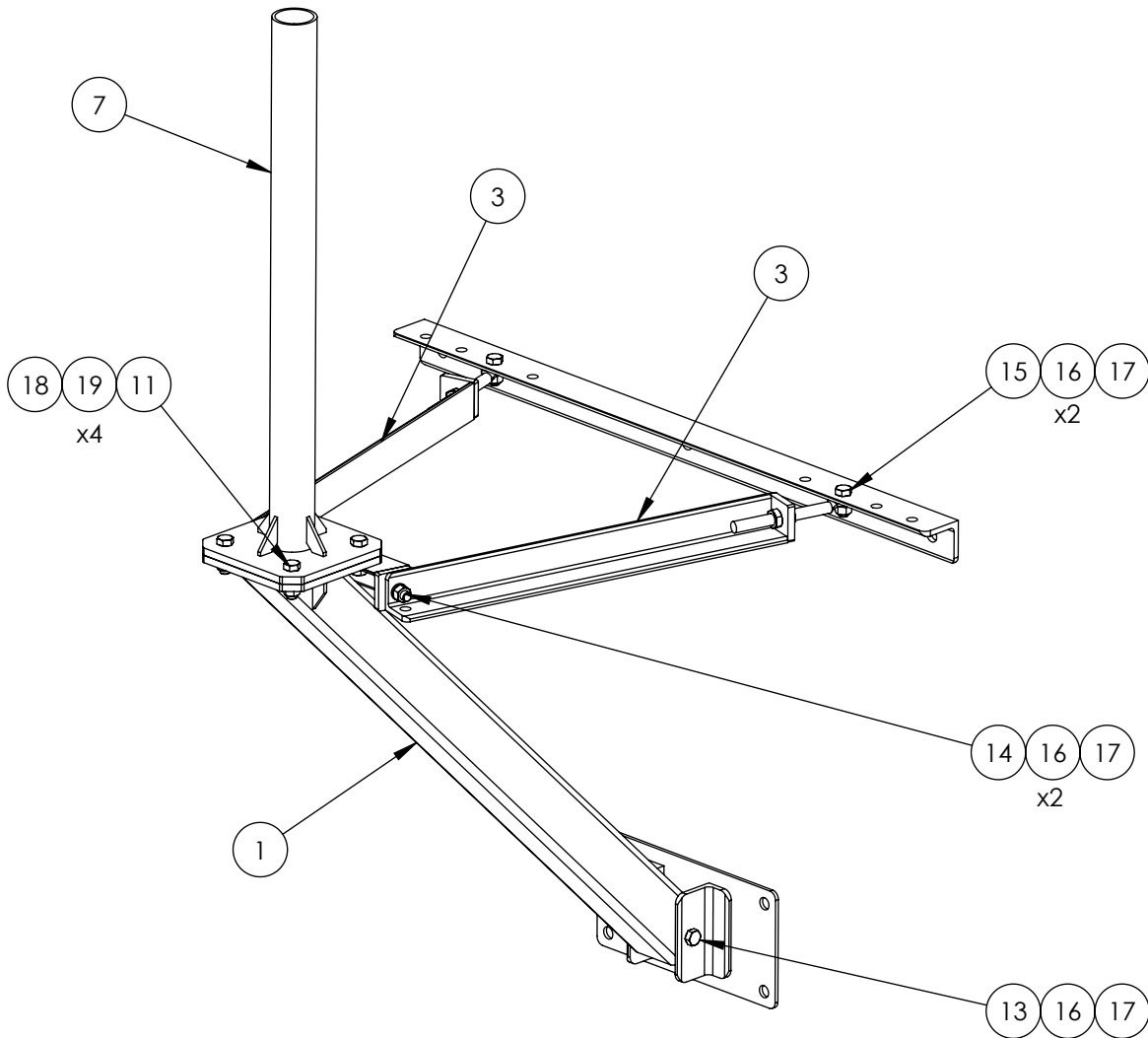
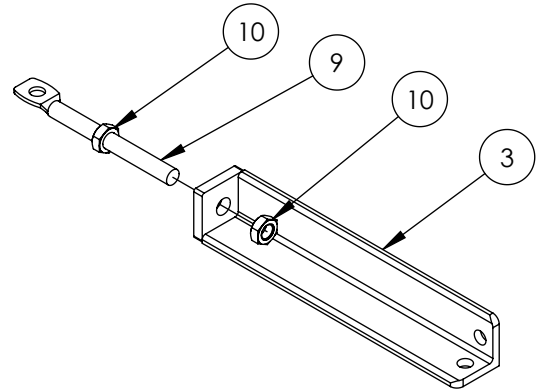
Distributed By: Viking Satcom

Albion, MI 49224
PHONE: 517-629-3000
SALES@VIKINGSATCOM.COM

TITLE:
WL2-36 WALL MOUNT

DRAWN BY JK	DATE 12/11/14
MATERIAL STEEL	FINISH HDG
DWG. PURPOSE INST	SHEET 2OF3
PART. NO. WL2-36-(000)X(0)	SCALE -
DWG. NO. WL2-36-(000)X(0) INSTRUCTIONS	

ATTACH A 3/4"x8" SPADE BOLT(#10) TO EACH OF THE ARM ANGLES (#3) USING TWO 3/4" JAM NUTS(#10)



PROPRIETARY AND CONFIDENTIAL

THE INFORMATION CONTAINED IN THIS DRAWING IS THE SOLE PROPERTY OF BAIRD SUPPORTING SYSTEMS. ANY REPRODUCTION IN PART OR AS A WHOLE WITHOUT THE WRITTEN PERMISSION OF BAIRD SUPPORTING SYSTEMS IS PROHIBITED.



UNLESS OTHERWISE SPECIFIED:

DIMENSIONS ARE IN INCHES
TOLERANCES:
FRACTIONAL ±
ANGULAR: MACH ± BEND ±
TWO PLACE DECIMAL ±
THREE PLACE DECIMAL ±

DO NOT SCALE DRAWING

Distributed By: Viking Satcom

Albion, MI 49224
PHONE: 517-629-3000
SALES@VIKINGSATCOM.COM

TITLE:
WL2-36 WALL MOUNT

DRAWN BY

JK

MATERIAL

STEEL

DWG. PURPOSE

INST

DATE

12/11/14

FINISH

HDG

SHEET

3OF3

SCALE

-

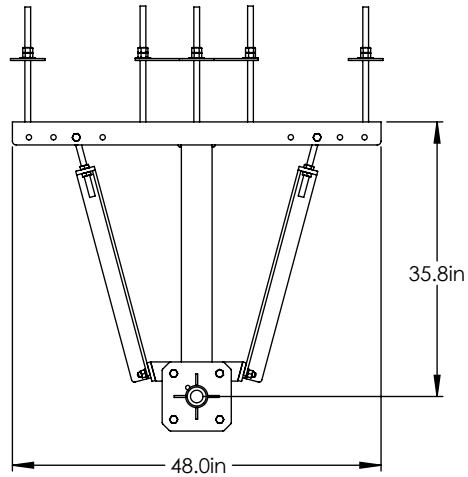
PART. NO.

WL2-36-(000)X(0)

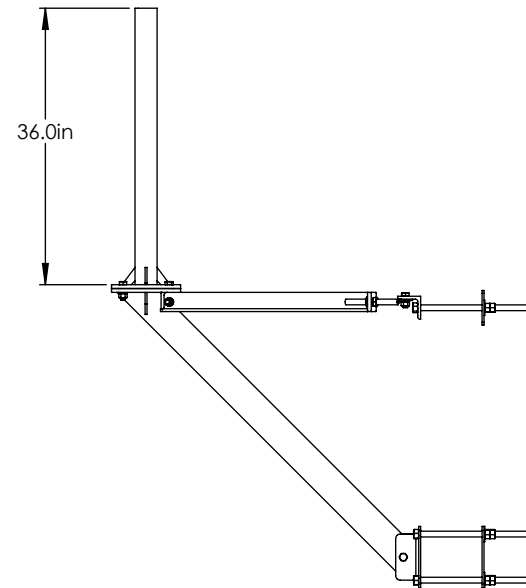
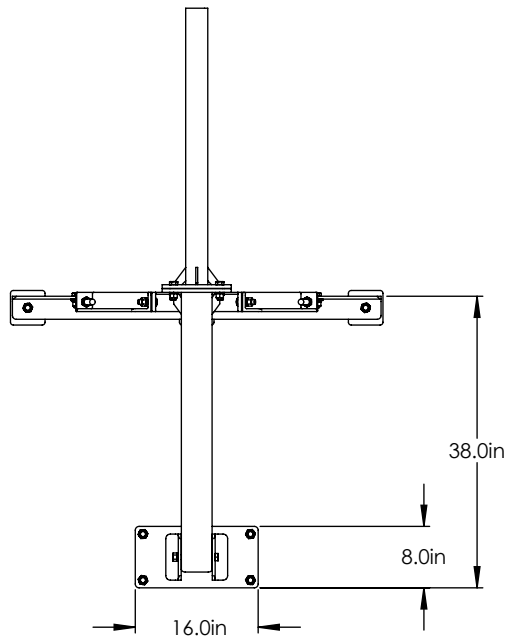
DWG. NO.

WL2-36-(000)X(0) INSTRUCTIONS

REV. 01/2024



MOUNT IS SHOWN WITH THE THRU-WALL MOUNTING KIT. COMES STANDARD WITH THE WL2-36 WALL MOUNT.



PROPRIETARY AND CONFIDENTIAL

THE INFORMATION CONTAINED IN THIS DRAWING IS THE SOLE PROPERTY OF BAIRD SUPPORTING SYSTEMS. ANY REPRODUCTION IN PART OR AS A WHOLE WITHOUT THE WRITTEN PERMISSION OF BAIRD SUPPORTING SYSTEMS IS PROHIBITED.



UNLESS OTHERWISE SPECIFIED:

DIMENSIONS ARE IN INCHES
TOLERANCES:
FRACTIONAL ±
ANGULAR: MACH ± BEND ±
TWO PLACE DECIMAL ±
THREE PLACE DECIMAL ±

DO NOT SCALE DRAWING

Distributed By: Viking Satcom

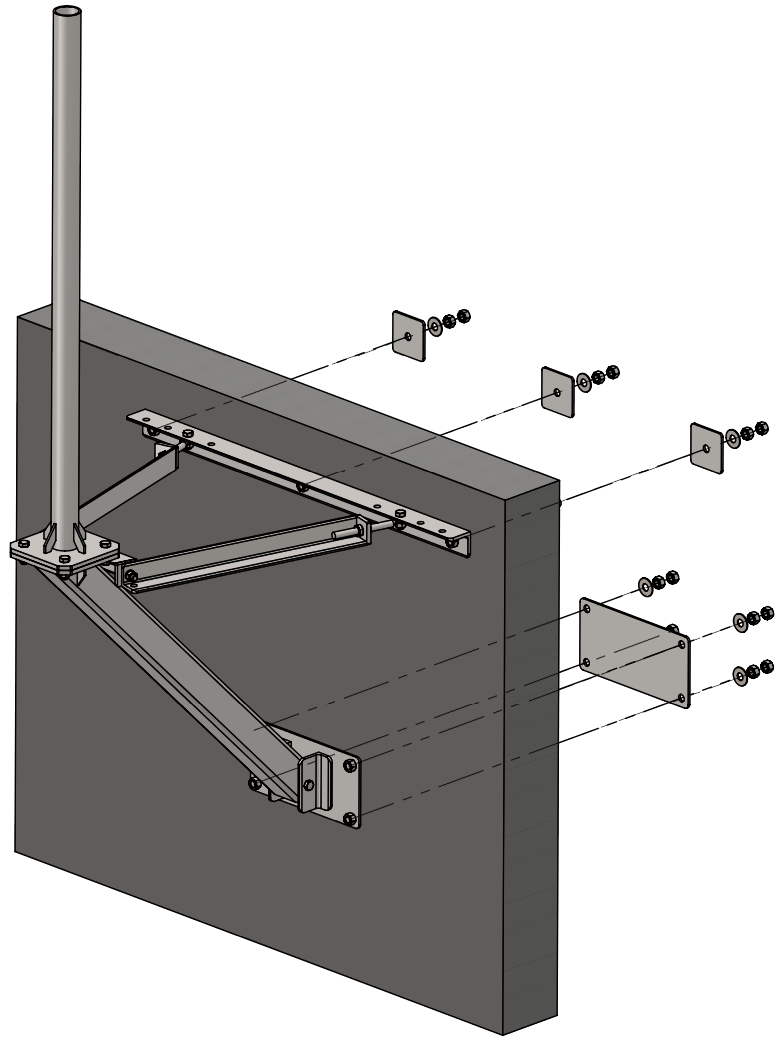
Albion, MI 49224
PHONE: 517-629-3000
SALES@VIKINGSATCOM.COM

DESCRIPTION:

WL2-36 WALL MOUNT WITH 3' MAST

DRAWN BY JK	DATE 06/04/13	
MATERIAL STEEL	FINISH HDG	
DWG. PURPOSE CUSTOMER	SHEET 2OF2	SCALE -
PART. NO. SEE TABLE-SHEET 1		
DWG. NO. WL2-36-(000)X3		

PART NO.	MAST DIAMETER	WEIGHT
WL2-36-237X5	2.37"OD	204 lbs.
WL2-36-288X5	2.88"OD	216 lbs.
WL2-36-450X5	4.50"OD	243 lbs.



PROPRIETARY AND CONFIDENTIAL
THE INFORMATION CONTAINED IN THIS DRAWING IS THE SOLE PROPERTY OF BAIRD SUPPORTING SYSTEMS. ANY REPRODUCTION IN PART OR AS A WHOLE WITHOUT THE WRITTEN PERMISSION OF BAIRD SUPPORTING SYSTEMS IS PROHIBITED.



UNLESS OTHERWISE SPECIFIED:
DIMENSIONS ARE IN INCHES
TOLERANCES:
FRACTIONAL \pm
ANGULAR: MACH \pm BEND \pm
TWO PLACE DECIMAL \pm
THREE PLACE DECIMAL \pm

DO NOT SCALE DRAWING

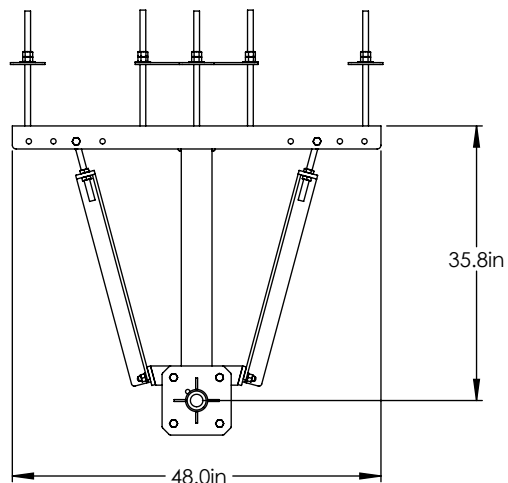
Distributed By: Viking Satcom

Albion, MI 49224
PHONE: 517-629-3000
SALES@VIKINGSATCOM.COM

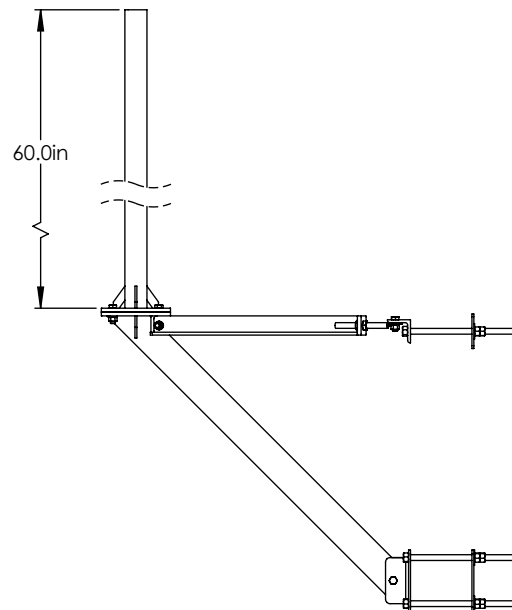
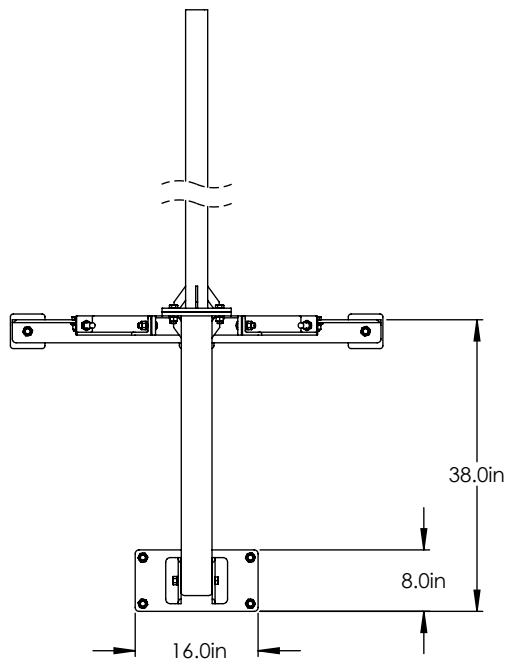
DESCRIPTION:

WL2-36 WALL MOUNT WITH 5' MAST

DRAWN BY JK	DATE 06/04/13
MATERIAL STEEL	FINISH HDG
DWG. PURPOSE CUSTOMER	SHEET 1 OF 2
SCALE -	
PART. NO. SEE TABLE	
DWG. NO. WL2-36-(000)X5	



MOUNT IS SHOWN WITH THE THRU-WALL MOUNTING KIT. COMES STANDARD WITH THE WL2-36 WALL MOUNT.



PROPRIETARY AND CONFIDENTIAL

THE INFORMATION CONTAINED IN THIS DRAWING IS THE SOLE PROPERTY OF BAIRD SUPPORTING SYSTEMS. ANY REPRODUCTION IN PART OR AS A WHOLE WITHOUT THE WRITTEN PERMISSION OF BAIRD SUPPORTING SYSTEMS IS PROHIBITED.



UNLESS OTHERWISE SPECIFIED:

DIMENSIONS ARE IN INCHES
TOLERANCES:
FRACTIONAL \pm
ANGULAR: MACH \pm BEND \pm
TWO PLACE DECIMAL \pm
THREE PLACE DECIMAL \pm

DO NOT SCALE DRAWING

Distributed By: Viking Satcom

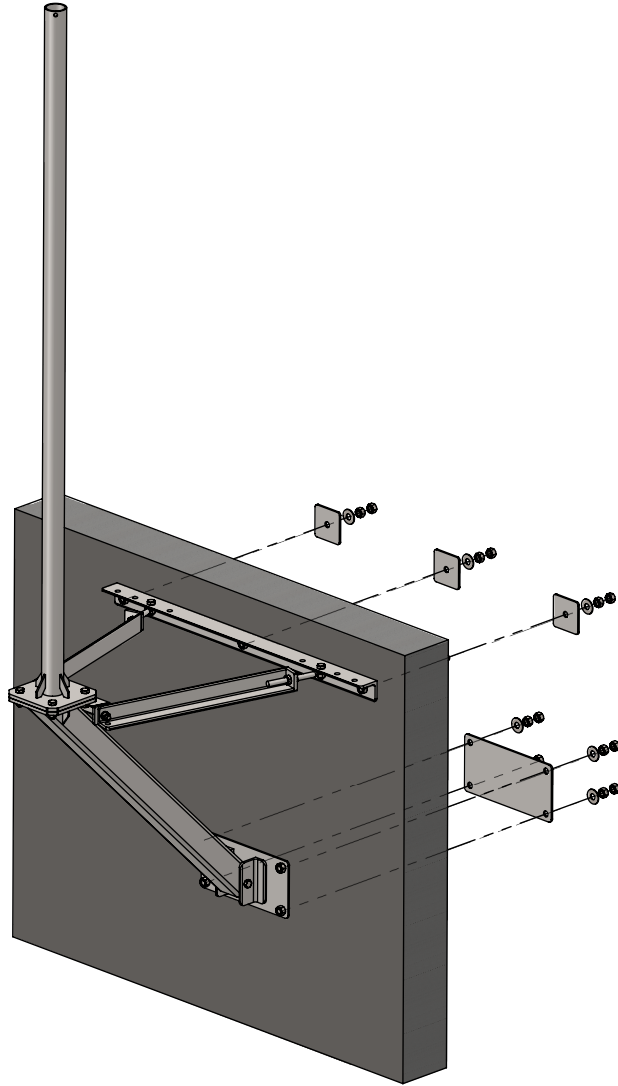
Albion, MI 49224
PHONE: 517-629-3000
SALES@VIKINGSATCOM.COM

DESCRIPTION:

WL2-36 WALL MOUNT WITH 5' MAST

DRAWN BY JK	DATE 06/04/13	
MATERIAL STEEL	FINISH HDG	
DWG. PURPOSE CUSTOMER	SHEET 2OF2	SCALE -
PART. NO. SEE TABLE-SHEET 1		
DWG. NO. WL2-36-(000)X5		

PART NO.	MAST DIAMETER	WEIGHT
WL2-36-237X8	2.37"OD	215 lbs.
WL2-36-288X8	2.88"OD	234 lbs.
WL2-36-450X8	4.50"OD	277 lbs.



PROPRIETARY AND CONFIDENTIAL
THE INFORMATION CONTAINED IN THIS DRAWING IS THE SOLE PROPERTY OF BAIRD SUPPORTING SYSTEMS. ANY REPRODUCTION IN PART OR AS A WHOLE WITHOUT THE WRITTEN PERMISSION OF BAIRD SUPPORTING SYSTEMS IS PROHIBITED.



UNLESS OTHERWISE SPECIFIED:
DIMENSIONS ARE IN INCHES
TOLERANCES:
FRACTIONAL \pm
ANGULAR: MACH \pm BEND \pm
TWO PLACE DECIMAL \pm
THREE PLACE DECIMAL \pm

DO NOT SCALE DRAWING

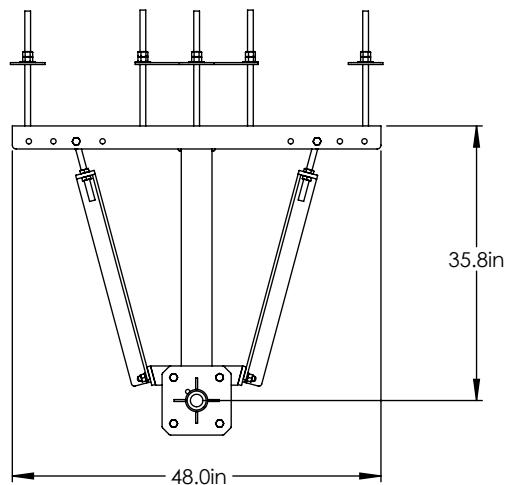
Distributed By: Viking Satcom

Albion, MI 49224
PHONE: 517-629-3000
SALES@VIKINGSATCOM.COM

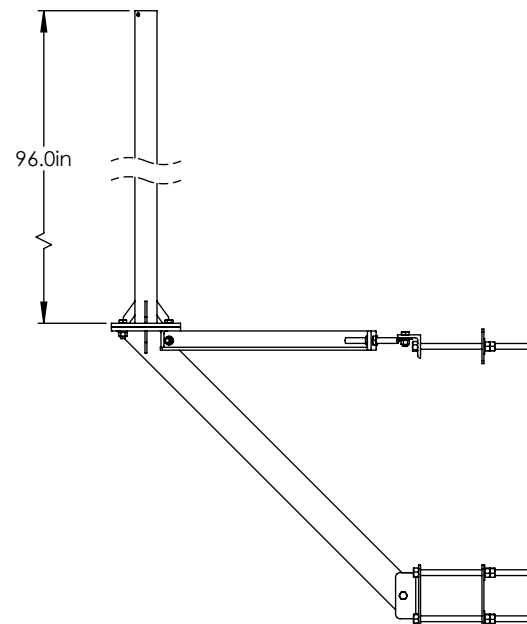
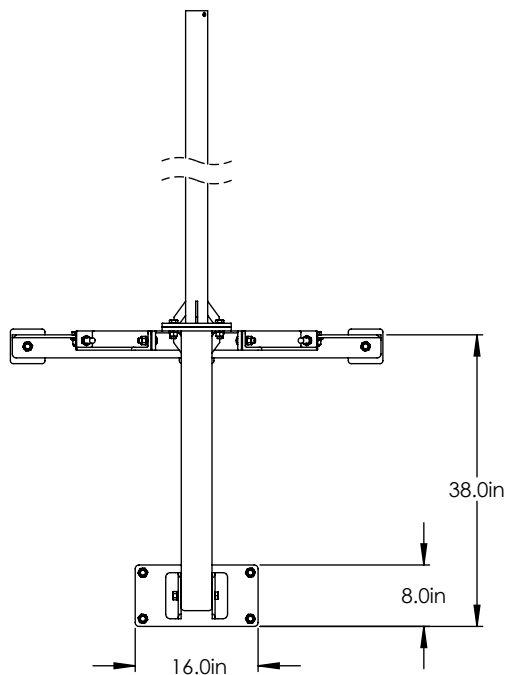
DESCRIPTION:

WL2-36 WALL MOUNT WITH 8' MAST

DRAWN BY JK	DATE 06/04/13
MATERIAL STEEL	FINISH HDG
DWG. PURPOSE CUSTOMER	SHEET 1 OF 2
SCALE -	
PART. NO. SEE TABLE	
DWG. NO. WL2-36-(000)X8	



MOUNT IS SHOWN WITH THE THRU-WALL MOUNTING KIT. COMES STANDARD WITH THE WL2-36 WALL MOUNT.



PROPRIETARY AND CONFIDENTIAL

THE INFORMATION CONTAINED IN THIS DRAWING IS THE SOLE PROPERTY OF BAIRD SUPPORTING SYSTEMS. ANY REPRODUCTION IN PART OR AS A WHOLE WITHOUT THE WRITTEN PERMISSION OF BAIRD SUPPORTING SYSTEMS IS PROHIBITED.



UNLESS OTHERWISE SPECIFIED:

DIMENSIONS ARE IN INCHES
TOLERANCES:
FRACTIONAL \pm
ANGULAR: MACH \pm BEND \pm
TWO PLACE DECIMAL \pm
THREE PLACE DECIMAL \pm

DO NOT SCALE DRAWING

Distributed By: Viking Satcom

Albion, MI 49224
PHONE: 517-629-3000
SALES@VIKINGSATCOM.COM

DESCRIPTION:

WL2-36 WALL MOUNT WITH 8' MAST

DRAWN BY JK	DATE 06/04/13
MATERIAL STEEL	FINISH HDG
DWG. PURPOSE CUSTOMER	SHEET 2OF2
	SCALE -
PART. NO. SEE TABLE-SHEET 1	
DWG. NO. WL2-36-(000)X8	