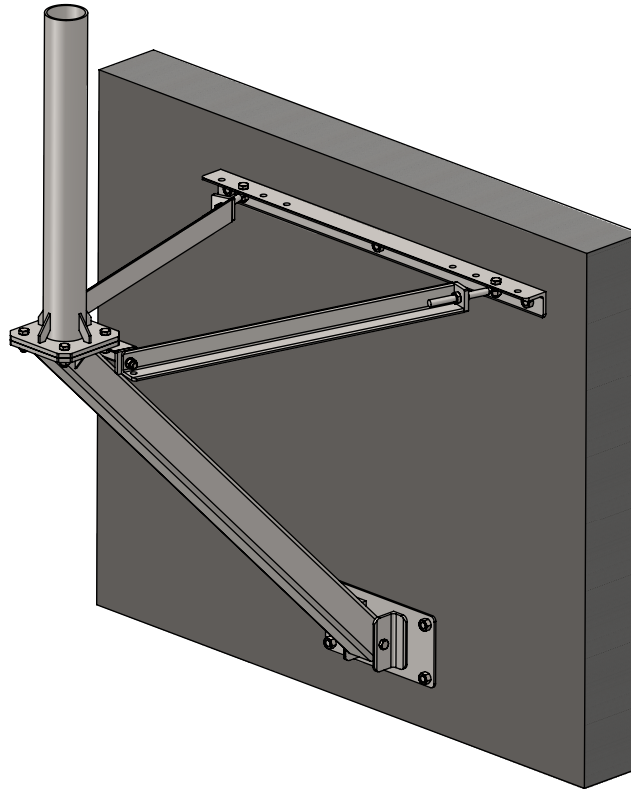


# WL2-48-(000)X (0)



| SYM | PART#             | DESCRIPTION                                | QTY. |
|-----|-------------------|--|------|
| 1   | AB1412HD          | SUPPORT ARM ASS'Y (4"SQ x 67.2" LONG), HDG | 1    |
| 2   | AB1246HD          | LOWER BASE ASS'Y, HDG                      | 1    |
| 3   | AB1413HD          | RH/LH ARM ASS'Y (40.25"LONG), HDG          | 2    |
| 4   | AB1418HD          | UPPER MOUNTING ANGLE (48" LONG), HDG       | 1    |
| 5   | B5332(.25).81PWHD | PLATE WASHER .25"x4.5"SQ w/.81" HOLE, HDG  | 3    |
| 6   | AB1171HD          | LOWER BACK PLATE 8"x16", HDG               | 1    |
| 7   | AS REQ'D          | MAST ASS'Y(DIAMETER & HEIGHT), HDG         | 1    |
| 8   | B1450-16          | 3/4"x 16" THREADED ROD , Z/P               | 7    |
| 9   | #B-.75X8          | 3/4" x 8" SPADE BOLT, Z/P                  | 2    |
| 10  | H2-0750JN         | 3/4" JAM NUT, Z/P                          | 4    |
| 11  | H2-0750HN         | 3/4" NUT, Z/P                              | 32   |
| 12  | H3-0750FW         | 3/4" FLATWASHER, Z/P                       | 7    |
| 13  | H1-0625-550       | 5/8"x5-1/2" BOLT GR.5, Z/P                 | 1    |
| 14  | H1-0625-200GR8    | 5/8"x2" BOLT GR.8 , Z/P                    | 2    |
| 15  | H1-0625-150       | 5/8"x1-1/2" BOLT GR.5 , Z/P                | 2    |
| 16  | H2-0625HN         | 5/8" NUT, Z/P                              | 5    |
| 17  | H4-0625LW         | 5/8" LOCKWASHER, Z/P                       | 5    |
| 18  | H1-0750-200       | 3/4" x 2" BOLT GR.5, Z/P                   | 4    |
| 19  | H4-0750LW         | 3/4" LOCKWASHER, Z/P                       | 4    |

## PROPRIETARY AND CONFIDENTIAL

THE INFORMATION CONTAINED IN THIS DRAWING IS THE SOLE PROPERTY OF BAIRD SUPPORTING SYSTEMS. ANY REPRODUCTION IN PART OR AS A WHOLE WITHOUT THE WRITTEN PERMISSION OF BAIRD SUPPORTING SYSTEMS IS PROHIBITED.



### UNLESS OTHERWISE SPECIFIED:

DIMENSIONS ARE IN INCHES  
TOLERANCES:  
FRACTIONAL ±  
ANGULAR: MACH ± BEND ±  
TWO PLACE DECIMAL ±  
THREE PLACE DECIMAL ±

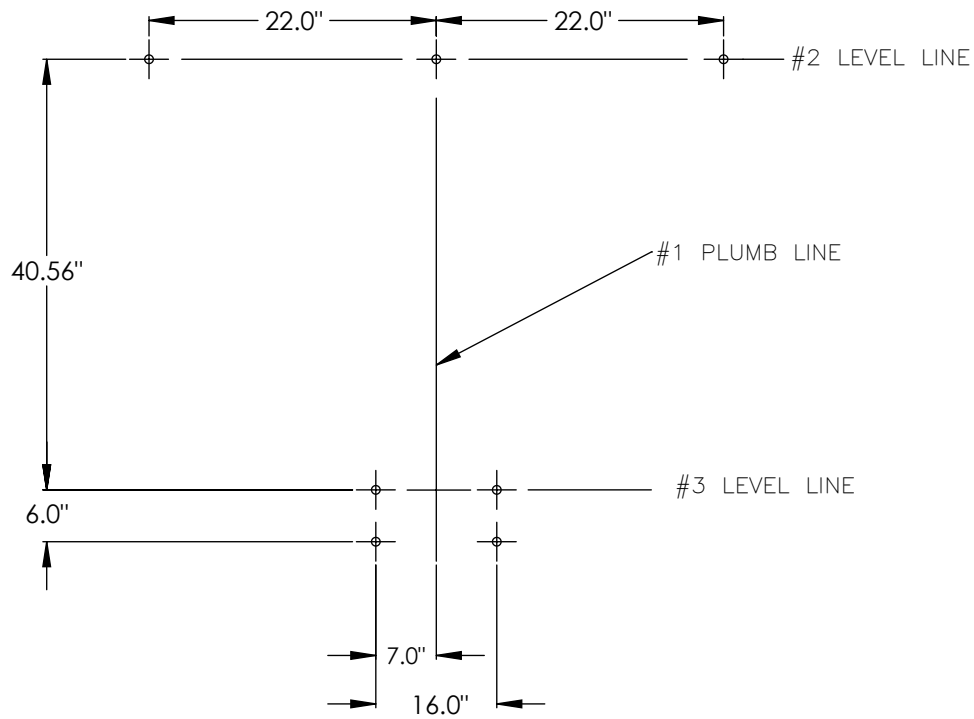
DO NOT SCALE DRAWING

### Distributed By: Viking Satcom

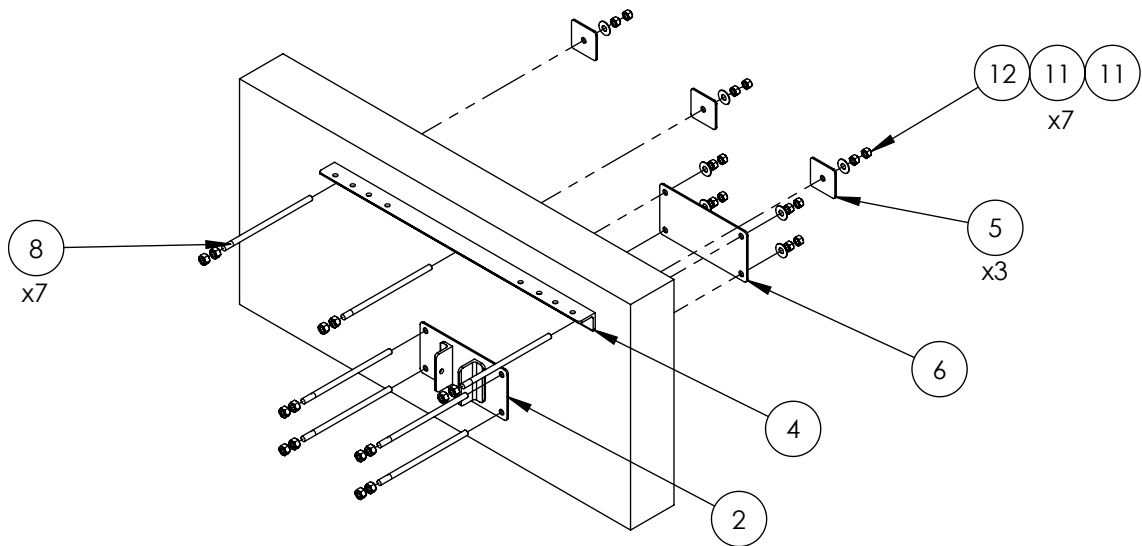
Albion, MI 49224  
PHONE: 517-629-3000  
SALES@VIKINGSATCOM.COM

TITLE:  
WL2-48 WALL MOUNT

|   |                  |
|---|------------------|
| DRAWN BY<br>JK                            | DATE<br>12/11/14 |
| MATERIAL<br>STEEL                         | FINISH<br>HDG    |
| DWG. PURPOSE<br>INST                      | SHEET<br>1 OF 3  |
| PART. NO.<br>WL2-48-(000)X(0)             | SCALE<br>-       |
| DWG. NO.<br>WL2-48-(000)X(0) INSTRUCTIONS |                  |



LAYOUT THE MOUNTING HOLE PATTERN AS SHOWN ABOVE. HOLES SIZED FOR 3/4" DIAMETER HARDWARE.



ATTACH THE UPPER WALL ANGLE AND THE LOWER BASE ASSY TO THE WALL(SEE DIAGRAM ABOVE)

**PROPRIETARY AND CONFIDENTIAL**

THE INFORMATION CONTAINED IN THIS DRAWING IS THE SOLE PROPERTY OF BAIRD SUPPORTING SYSTEMS. ANY REPRODUCTION IN PART OR AS A WHOLE WITHOUT THE WRITTEN PERMISSION OF BAIRD SUPPORTING SYSTEMS IS PROHIBITED.



**UNLESS OTHERWISE SPECIFIED:**

DIMENSIONS ARE IN INCHES  
TOLERANCES:  
FRACTIONAL ±  
ANGULAR: MACH ± BEND ±  
TWO PLACE DECIMAL ±  
THREE PLACE DECIMAL ±

DO NOT SCALE DRAWING

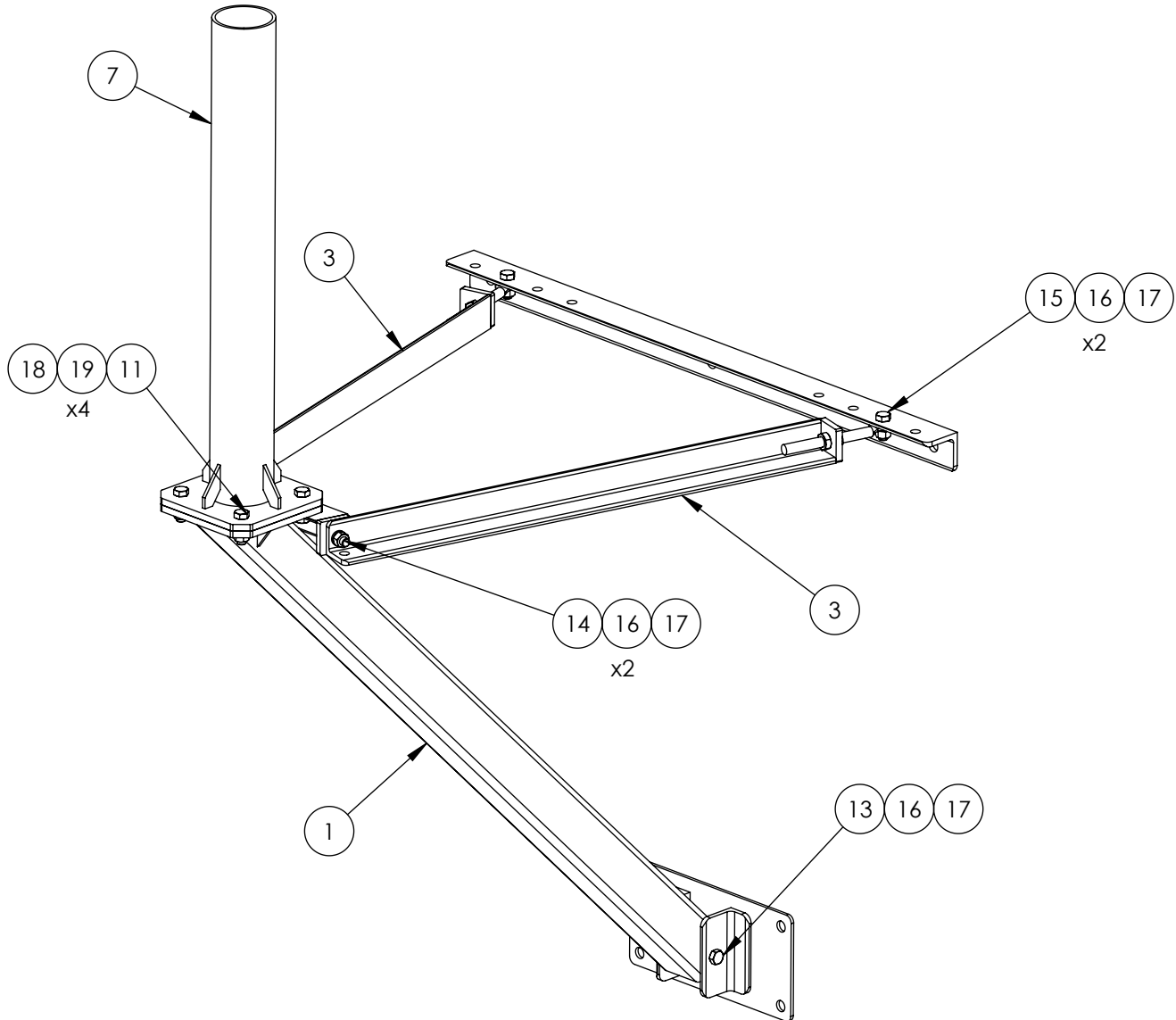
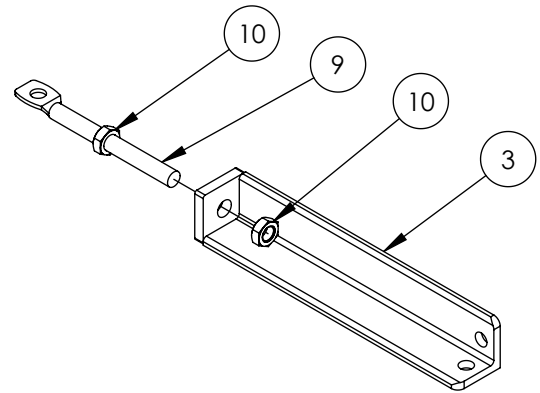
**Distributed By: Viking Satcom**

Albion, MI 49224  
PHONE: 517-629-3000  
SALES@VIKINGSATCOM.COM

TITLE:  
WL2-48 WALL MOUNT

|   |                  |
|---|------------------|
| DRAWN BY<br>JK                            | DATE<br>12/11/14 |
| MATERIAL<br>STEEL                         | FINISH<br>HDG    |
| DWG. PURPOSE<br>INST                      | SHEET<br>2OF3    |
| PART. NO.<br>WL2-48-(000)X(0)             | SCALE<br>-       |
| DWG. NO.<br>WL2-48-(000)X(0) INSTRUCTIONS |                  |

ATTACH A 3/4"x8" SPADE BOLT(#10) TO EACH OF THE ARM ANGLES (#3) USING TWO 3/4" JAM NUTS(#10)



**PROPRIETARY AND CONFIDENTIAL**

THE INFORMATION CONTAINED IN THIS DRAWING IS THE SOLE PROPERTY OF BAIRD SUPPORTING SYSTEMS. ANY REPRODUCTION IN PART OR AS A WHOLE WITHOUT THE WRITTEN PERMISSION OF BAIRD SUPPORTING SYSTEMS IS PROHIBITED.



**UNLESS OTHERWISE SPECIFIED:**

DIMENSIONS ARE IN INCHES  
TOLERANCES:  
FRACTIONAL ±  
ANGULAR: MACH ± BEND ±  
TWO PLACE DECIMAL ±  
THREE PLACE DECIMAL ±

DO NOT SCALE DRAWING

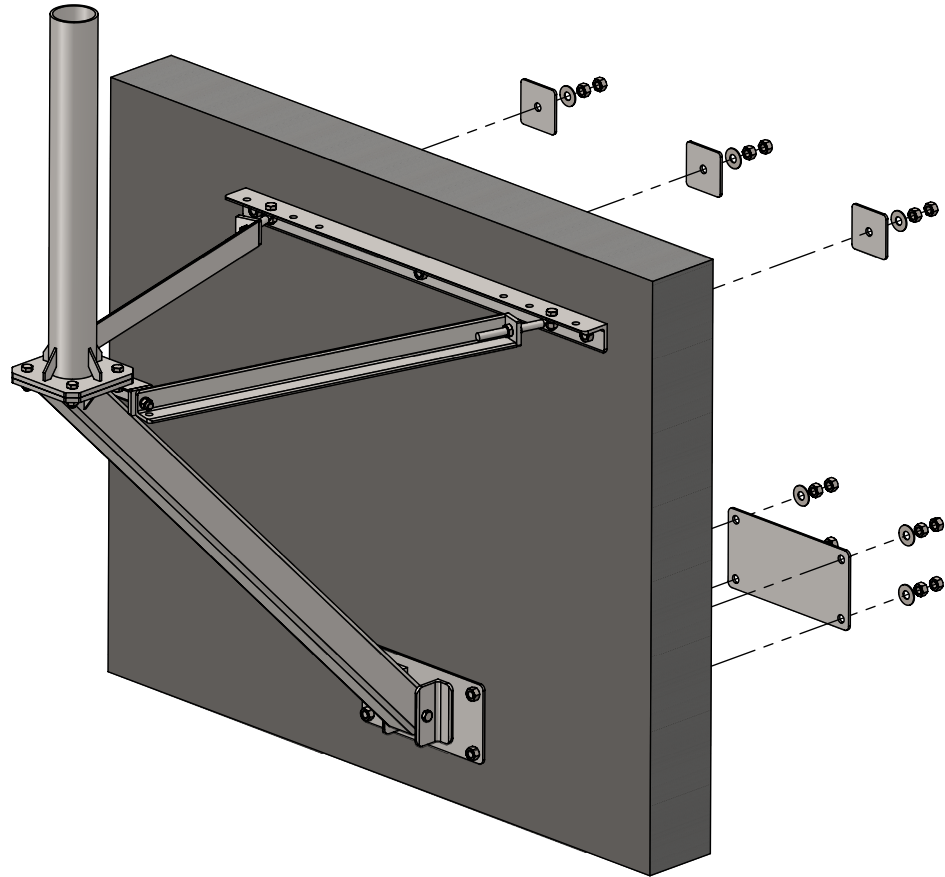
**Distributed By: Viking Satcom**

Albion, MI 49224  
PHONE: 517-629-3000  
SALES@VIKINGSATCOM.COM

TITLE:  
WL2-48 WALL MOUNT

|   |                  |
|---|------------------|
| DRAWN BY<br>JK                            | DATE<br>12/11/14 |
| MATERIAL<br>STEEL                         | FINISH<br>HDG    |
| DWG. PURPOSE<br>INST                      | SHEET<br>3OF3    |
| PART. NO.<br>WL2-48-(000)X(0)             | SCALE<br>-       |
| DWG. NO.<br>WL2-48-(000)X(0) INSTRUCTIONS |                  |

| PART NO.     | MAST DIAMETER | WEIGHT   |
|--------------|---------------|----------|
| WL2-48-288X3 | 2.88"OD       | 243 lbs. |
| WL2-48-400X3 | 4.00"OD       | 253 lbs. |
| WL2-48-450X3 | 4.50"OD       | 258 lbs. |
| WL2-48-556X3 | 5.56"OD       | 270 lbs. |
| WL2-48-662X3 | 6.62"OD       | 284 lbs. |



**PROPRIETARY AND CONFIDENTIAL**  
THE INFORMATION CONTAINED IN THIS DRAWING IS THE SOLE PROPERTY OF BAIRD SUPPORTING SYSTEMS. ANY REPRODUCTION IN PART OR AS A WHOLE WITHOUT THE WRITTEN PERMISSION OF BAIRD SUPPORTING SYSTEMS IS PROHIBITED.



UNLESS OTHERWISE SPECIFIED:  
DIMENSIONS ARE IN INCHES  
TOLERANCES:  
FRACTIONAL  $\pm$   
ANGULAR: MACH  $\pm$  BEND  $\pm$   
TWO PLACE DECIMAL  $\pm$   
THREE PLACE DECIMAL  $\pm$

DO NOT SCALE DRAWING

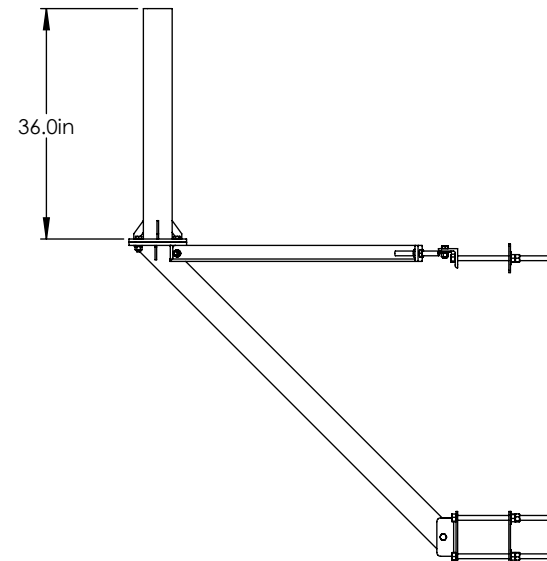
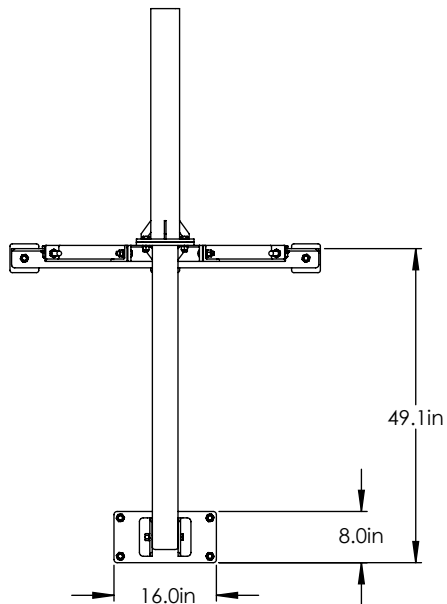
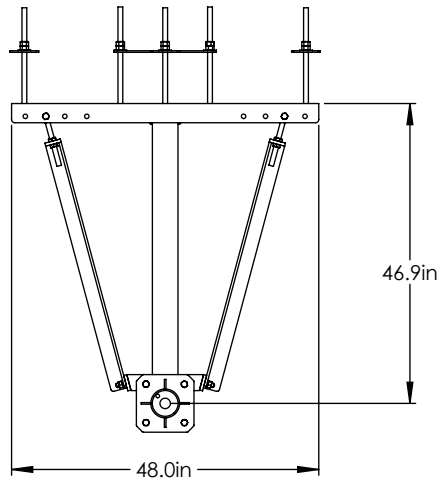
### Distributed By: Viking Satcom

Albion, MI 49224  
PHONE: 517-629-3000  
SALES@VIKINGSATCOM.COM

#### DESCRIPTION:

WL2-48 WALL MOUNT WITH 3' MAST

|                            |                  |
|----------------------------|------------------|
| DRAWN BY<br>JK             | DATE<br>06/04/13 |
| MATERIAL<br>STEEL          | FINISH<br>HDG    |
| DWG. PURPOSE<br>CUSTOMER   | SHEET<br>1 OF 2  |
| SCALE<br>-                 |                  |
| PART. NO.<br>SEE TABLE     |                  |
| DWG. NO.<br>WL2-48-(000)X3 |                  |



**PROPRIETARY AND CONFIDENTIAL**

THE INFORMATION CONTAINED IN THIS DRAWING IS THE SOLE PROPERTY OF BAIRD SUPPORTING SYSTEMS. ANY REPRODUCTION IN PART OR AS A WHOLE WITHOUT THE WRITTEN PERMISSION OF BAIRD SUPPORTING SYSTEMS IS PROHIBITED.



**UNLESS OTHERWISE SPECIFIED:**

DIMENSIONS ARE IN INCHES  
TOLERANCES:  
FRACTIONAL  $\pm$   
ANGULAR: MACH  $\pm$  BEND  $\pm$   
TWO PLACE DECIMAL  $\pm$   
THREE PLACE DECIMAL  $\pm$

DO NOT SCALE DRAWING

**Distributed By: Viking Satcom**

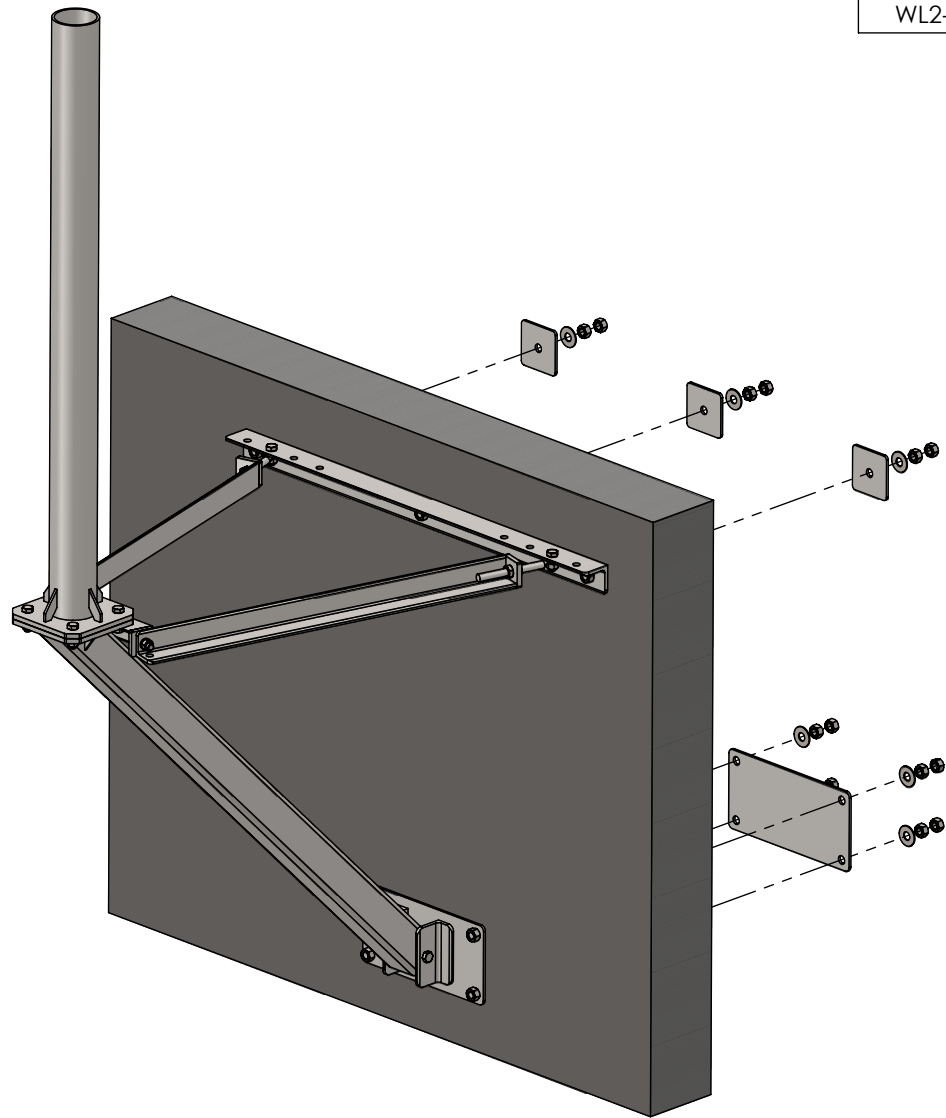
Albion, MI 49224  
PHONE: 517-629-3000  
SALES@VIKINGSATCOM.COM

**DESCRIPTION:**

WL2-48 WALL MOUNT WITH 3' MAST

|                                |                  |
|--------------------------------|------------------|
| DRAWN BY<br>JK                 | DATE<br>06/04/13 |
| MATERIAL<br>STEEL              | FINISH<br>HDG    |
| DWG. PURPOSE<br>CUSTOMER       | SHEET<br>2OF2    |
|                                | SCALE<br>-       |
| PART. NO.<br>SEE TABLE-SHEET 1 |                  |
| DWG. NO.<br>WL2-48-(000)X3     |                  |

| PART NO.     | MAST DIAMETER | WEIGHT   |
|--------------|---------------|----------|
| WL2-48-288X5 | 2.88"OD       | 256 lbs. |
| WL2-48-450X5 | 4.50"OD       | 288 lbs. |



**PROPRIETARY AND CONFIDENTIAL**  
THE INFORMATION CONTAINED IN THIS DRAWING IS THE SOLE PROPERTY OF BAIRD SUPPORTING SYSTEMS. ANY REPRODUCTION IN PART OR AS A WHOLE WITHOUT THE WRITTEN PERMISSION OF BAIRD SUPPORTING SYSTEMS IS PROHIBITED.



UNLESS OTHERWISE SPECIFIED:  
DIMENSIONS ARE IN INCHES  
TOLERANCES:  
FRACTIONAL ±  
ANGULAR: MACH ± BEND ±  
TWO PLACE DECIMAL ±  
THREE PLACE DECIMAL ±

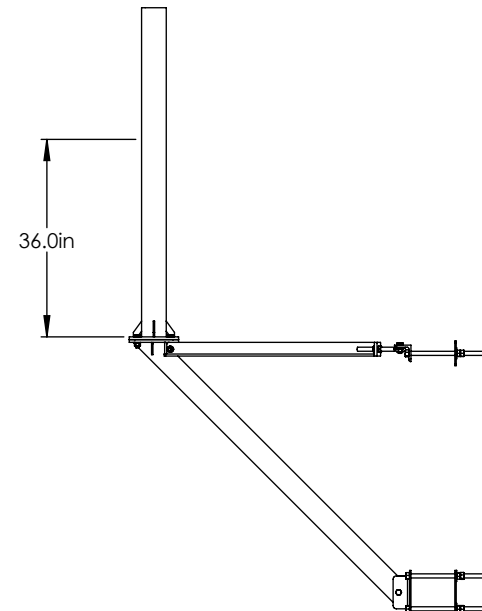
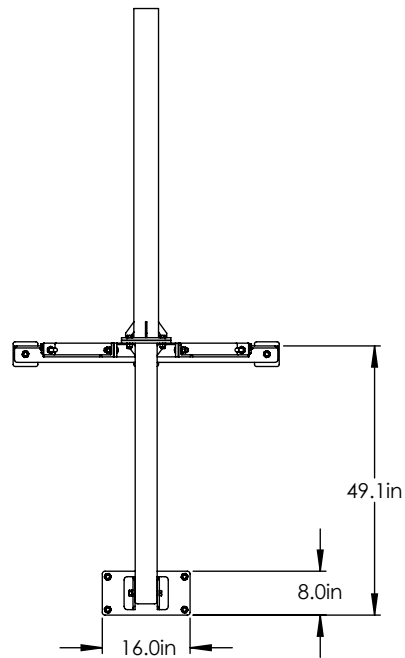
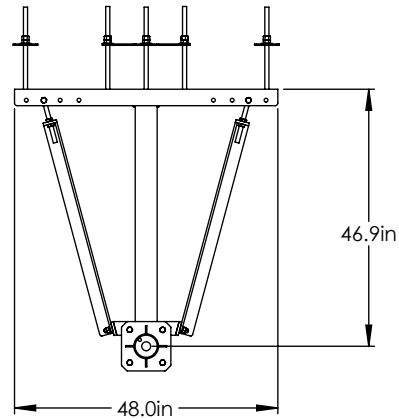
DO NOT SCALE DRAWING

### Distributed By: Viking Satcom

Albion, MI 49224  
PHONE: 517-629-3000  
SALES@VIKINGSATCOM.COM

DESCRIPTION:  
WL2-48 WALL MOUNT WITH 5' MAST

|                            |                  |
|----------------------------|------------------|
| DRAWN BY<br>JK             | DATE<br>06/04/13 |
| MATERIAL<br>STEEL          | FINISH<br>HDG    |
| DWG. PURPOSE<br>CUSTOMER   | SHEET<br>1 OF 2  |
| SCALE<br>-                 |                  |
| PART. NO.<br>SEE TABLE     |                  |
| DWG. NO.<br>WL2-48-(000)X5 |                  |



**PROPRIETARY AND CONFIDENTIAL**

THE INFORMATION CONTAINED IN THIS DRAWING IS THE SOLE PROPERTY OF BAIRD SUPPORTING SYSTEMS. ANY REPRODUCTION IN PART OR AS A WHOLE WITHOUT THE WRITTEN PERMISSION OF BAIRD SUPPORTING SYSTEMS IS PROHIBITED.



**UNLESS OTHERWISE SPECIFIED:**

DIMENSIONS ARE IN INCHES  
TOLERANCES:  
FRACTIONAL  $\pm$   
ANGULAR: MACH  $\pm$  BEND  $\pm$   
TWO PLACE DECIMAL  $\pm$   
THREE PLACE DECIMAL  $\pm$

DO NOT SCALE DRAWING

**Distributed By: Viking Satcom**

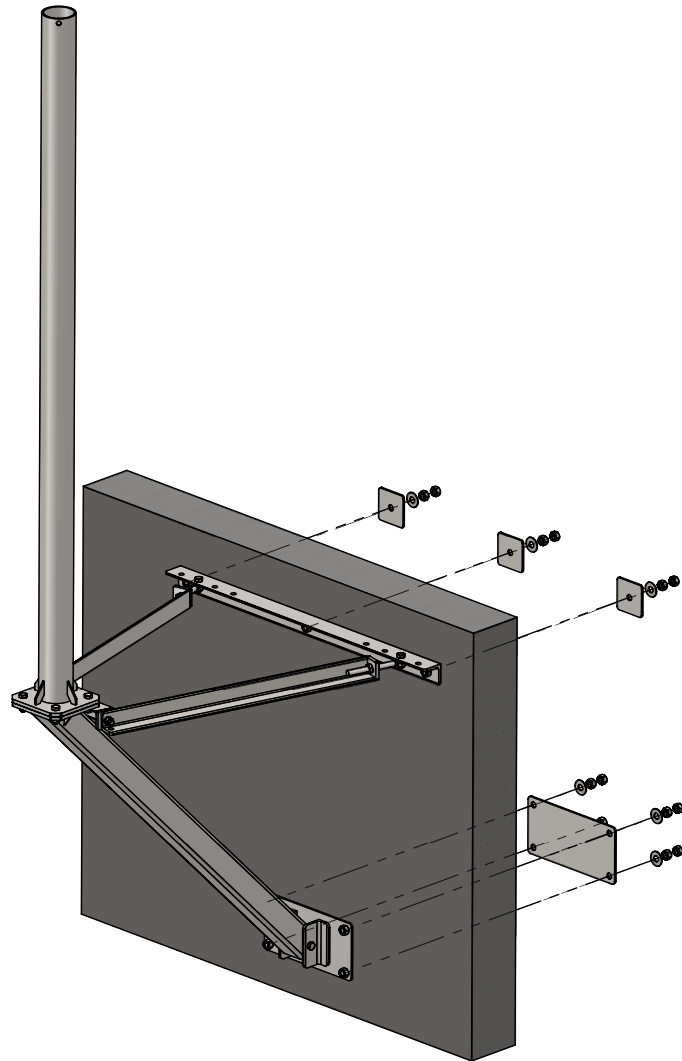
Albion, MI 49224  
PHONE: 517-629-3000  
SALES@VIKINGSATCOM.COM

**DESCRIPTION:**

WL2-48 WALL MOUNT WITH 5' MAST

|                                |                  |            |
|--------------------------------|------------------|------------|
| DRAWN BY<br>JK                 | DATE<br>06/04/13 |            |
| MATERIAL<br>STEEL              | FINISH<br>HDG    |            |
| DWG. PURPOSE<br>CUSTOMER       | SHEET<br>2OF2    | SCALE<br>- |
| PART. NO.<br>SEE TABLE-SHEET 1 |                  |            |
| DWG. NO.<br>WL2-48-(000)X5     |                  |            |

| PART NO.     | MAST DIAMETER | WEIGHT   |
|--------------|---------------|----------|
| WL2-48-288X8 | 2.88"OD       | 274 lbs. |
| WL2-48-450X8 | 4.50"OD       | 315 lbs. |



**PROPRIETARY AND CONFIDENTIAL**  
THE INFORMATION CONTAINED IN THIS DRAWING IS THE SOLE PROPERTY OF BAIRD SUPPORTING SYSTEMS. ANY REPRODUCTION IN PART OR AS A WHOLE WITHOUT THE WRITTEN PERMISSION OF BAIRD SUPPORTING SYSTEMS IS PROHIBITED.



UNLESS OTHERWISE SPECIFIED:  
DIMENSIONS ARE IN INCHES  
TOLERANCES:  
FRACTIONAL  $\pm$   
ANGULAR: MACH  $\pm$  BEND  $\pm$   
TWO PLACE DECIMAL  $\pm$   
THREE PLACE DECIMAL  $\pm$

DO NOT SCALE DRAWING

**Distributed By: Viking Satcom**

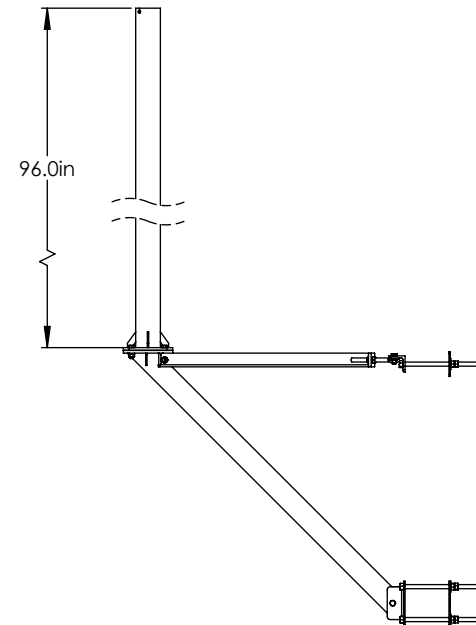
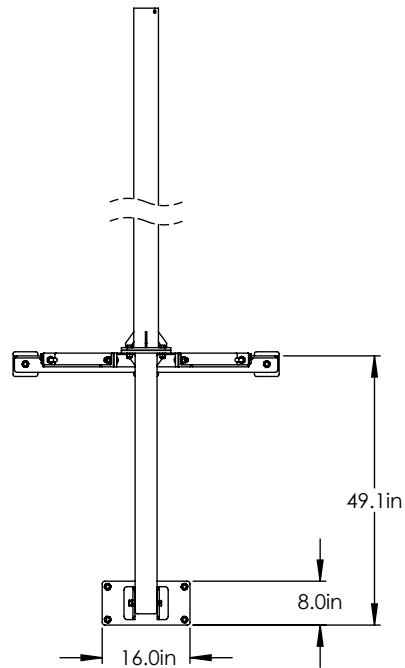
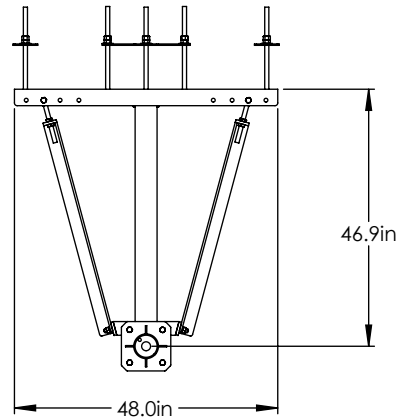
Albion, MI 49224  
PHONE: 517-629-3000  
SALES@VIKINGSATCOM.COM

DESCRIPTION:

WL2-48 WALL MOUNT WITH 8' MAST

|                            |                  |
|----------------------------|------------------|
| DRAWN BY<br>JK             | DATE<br>06/04/13 |
| MATERIAL<br>STEEL          | FINISH<br>HDG    |
| DWG. PURPOSE<br>CUSTOMER   | SHEET<br>1 OF 2  |
| SCALE<br>-                 |                  |
| PART. NO.<br>SEE TABLE     |                  |
| DWG. NO.<br>WL2-48-(000)X8 |                  |





**PROPRIETARY AND CONFIDENTIAL**

THE INFORMATION CONTAINED IN THIS DRAWING IS THE SOLE PROPERTY OF BAIRD SUPPORTING SYSTEMS. ANY REPRODUCTION IN PART OR AS A WHOLE WITHOUT THE WRITTEN PERMISSION OF BAIRD SUPPORTING SYSTEMS IS PROHIBITED.



**UNLESS OTHERWISE SPECIFIED:**

DIMENSIONS ARE IN INCHES  
TOLERANCES:  
FRACTIONAL  $\pm$   
ANGULAR: MACH  $\pm$  BEND  $\pm$   
TWO PLACE DECIMAL  $\pm$   
THREE PLACE DECIMAL  $\pm$

DO NOT SCALE DRAWING

**Distributed By: Viking Satcom**

Albion, MI 49224  
PHONE: 517-629-3000  
SALES@VIKINGSATCOM.COM

**DESCRIPTION:**

WL2-48 WALL MOUNT WITH 8' MAST

|                                |                  |
|--------------------------------|------------------|
| DRAWN BY<br>JK                 | DATE<br>06/04/13 |
| MATERIAL<br>STEEL              | FINISH<br>HDG    |
| DWG. PURPOSE<br>CUSTOMER       | SHEET<br>2OF2    |
|                                | SCALE<br>-       |
| PART. NO.<br>SEE TABLE-SHEET 1 |                  |
| DWG. NO.<br>WL2-48-(000)X8     |                  |