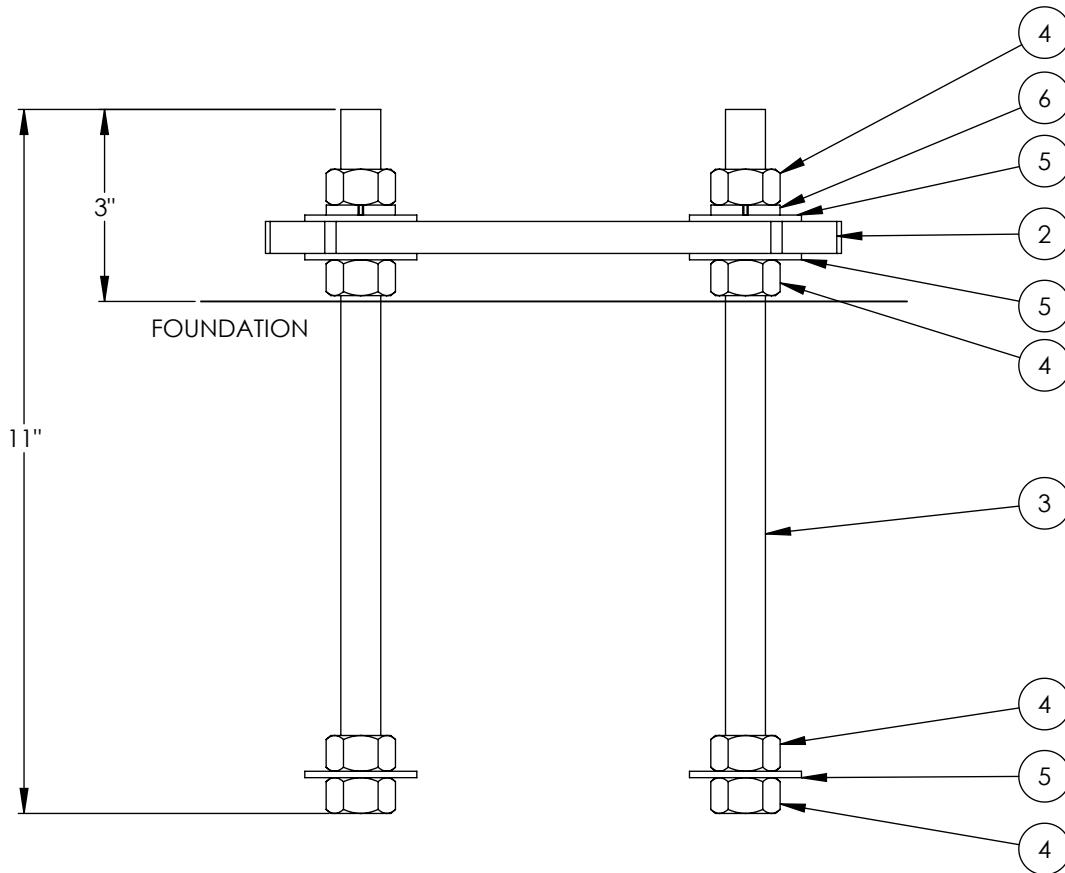


PK(000)X3BC850C1

ITEM NO.	PART NUMBER	DESCRIPTION	QTY.
1	AS REQ'D	X.XX "OD x 3' MAST w/ 9"PLATE, HDG	1
2	B1266WT(.62H)	WOOD TEMPLATE 9X9	1
3	B1034-11A449HDG	5/8" x11" THRD ROD A449 HDG	4
4	H2-0625HN2HHDG	5/8" HEAVY HEX NUT HDG	16
5	H3-0625FWHDG	5/8" USS FLATWASHER HDG	12
6	H4-0625LWHDG	5/8" SPLIT LOCKWASHER HDG	4



On one end of each rod attach a flatwasher sandwiched between two hex nuts. Attach the the other end of the rod to the wood template as shown in the diagram . The wood template will help the keep the rods aligned. When pouring the concrete keep the top 3" of thread clean.

PROPRIETARY AND CONFIDENTIAL

THE INFORMATION CONTAINED IN THIS DRAWING IS THE SOLE PROPERTY OF BAIRD SUPPORTING SYSTEMS. ANY REPRODUCTION IN PART OR AS A WHOLE WITHOUT THE WRITTEN PERMISSION OF BAIRD SUPPORTING SYSTEMS IS PROHIBITED.



UNLESS OTHERWISE SPECIFIED:

DIMENSIONS ARE IN INCHES
TOLERANCES:
FRACTIONAL ±
ANGULAR: MACH ± BEND ±
TWO PLACE DECIMAL ±
THREE PLACE DECIMAL ±

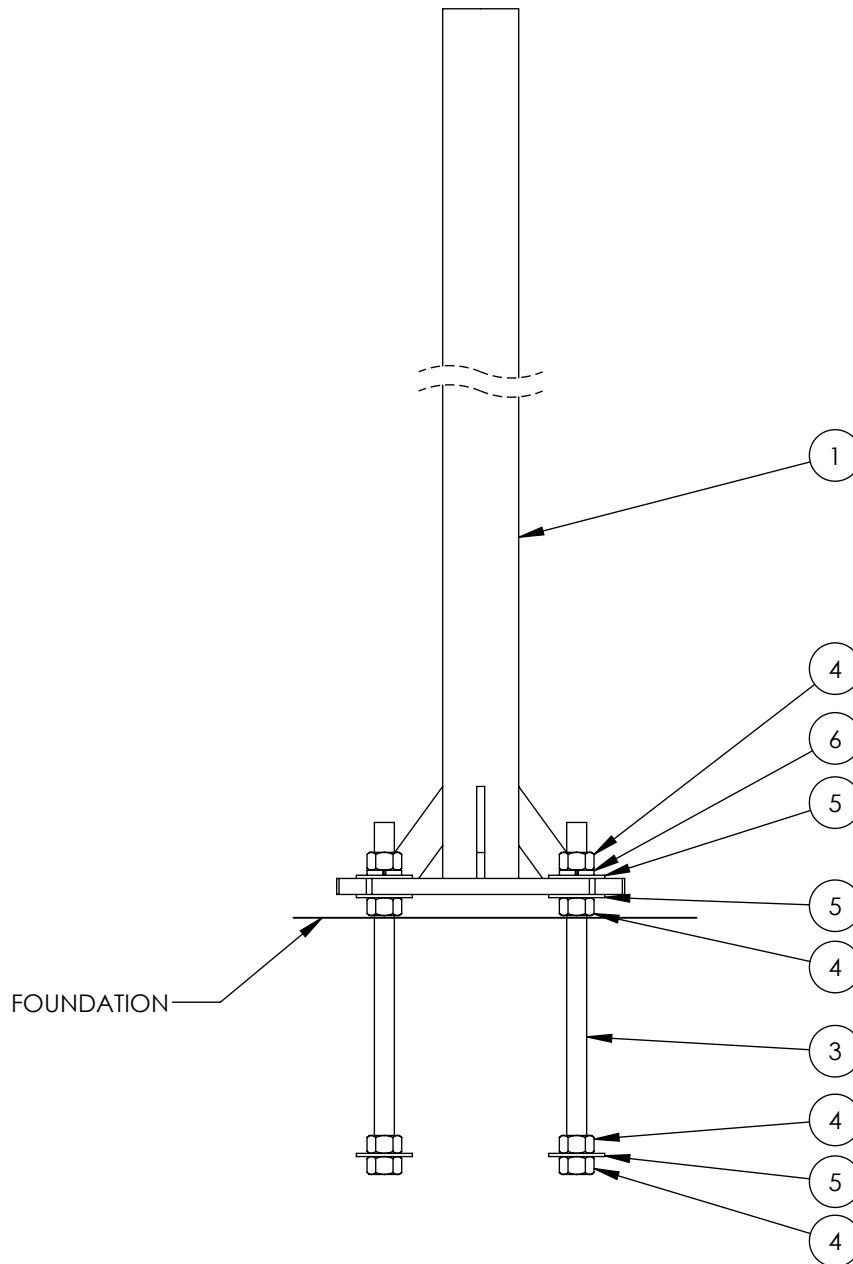
DO NOT SCALE DRAWING

Distributed By: Viking Satcom

Albion, MI 49224
PHONE: 517-629-3000
SALES@VIKINGSATCOM.COM

TITLE:
3' PEDESTAL KIT-1.2m

DRAWN BY JK	DATE 11/6/13
MATERIAL	FINISH -
DWG. PURPOSE ASSY INST	SHEET 1 OF 2
PART. NO. PK(000)X3BC850C1	SCALE -
DWG. NO. PK(000)X3BC850C1-INST	



Remove the wood template after the concrete has cured. Clean the exposed threads and turn a nut all the way down to the top of the concrete on each rod. Set the pedestal and tighten hardware. See the drawing above.

PROPRIETARY AND CONFIDENTIAL

THE INFORMATION CONTAINED IN THIS DRAWING IS THE SOLE PROPERTY OF BAIRD SUPPORTING SYSTEMS. ANY REPRODUCTION IN PART OR AS A WHOLE WITHOUT THE WRITTEN PERMISSION OF BAIRD SUPPORTING SYSTEMS IS PROHIBITED.



UNLESS OTHERWISE SPECIFIED:

DIMENSIONS ARE IN INCHES
TOLERANCES:
FRACTIONAL ±
ANGULAR: MACH ± BEND ±
TWO PLACE DECIMAL ±
THREE PLACE DECIMAL ±

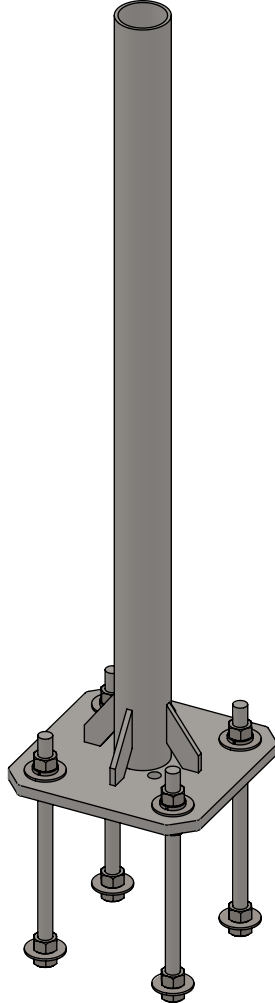
DO NOT SCALE DRAWING

Distributed By: Viking Satcom

Albion, MI 49224
PHONE: 517-629-3000
SALES@VIKINGSATCOM.COM

TITLE:
3' PEDESTAL KIT-1.2m

DRAWN BY JK	DATE 11/6/13
MATERIAL -	FINISH -
DWG. PURPOSE ASSY INST	SHEET 2OF2
PART. NO. PK(000)X3BC850C1	SCALE -
DWG. NO. PK(000)X3BC850C1-INST	



PART NO.	MAST DIAMETER	WEIGHT
PK237X3BC850C1	2.37"OD	28 lbs.
PK288X3BC850C1	2.88"OD	36 lbs.

PROPRIETARY AND CONFIDENTIAL

THE INFORMATION CONTAINED IN THIS DRAWING IS THE SOLE PROPERTY OF BAIRD SUPPORTING SYSTEMS. ANY REPRODUCTION IN PART OR AS A WHOLE WITHOUT THE WRITTEN PERMISSION OF BAIRD SUPPORTING SYSTEMS IS PROHIBITED.



UNLESS OTHERWISE SPECIFIED:

DIMENSIONS ARE IN INCHES
TOLERANCES:
FRACTIONAL \pm
ANGULAR: MACH \pm BEND \pm
TWO PLACE DECIMAL \pm
THREE PLACE DECIMAL \pm

DO NOT SCALE DRAWING

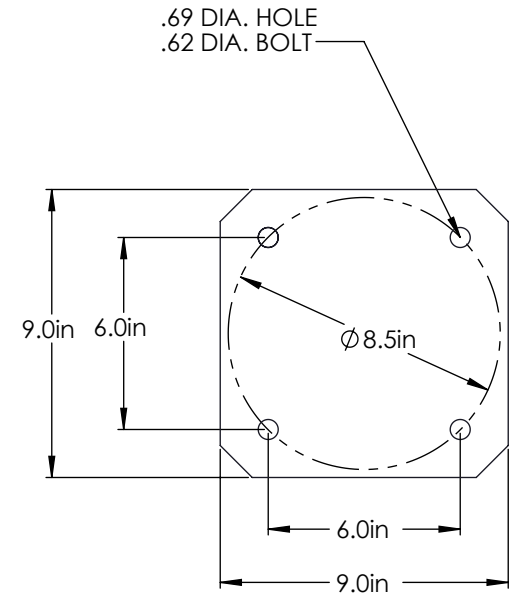
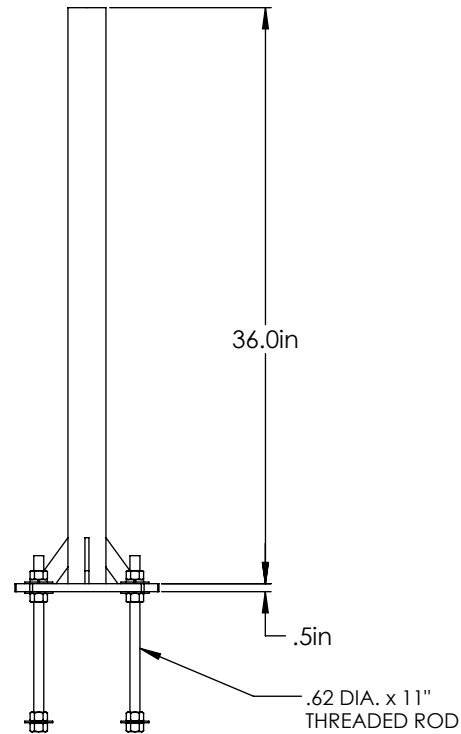
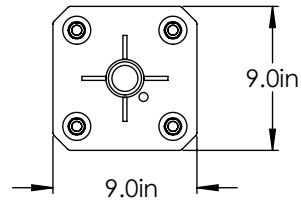
Distributed By: Viking Satcom

Albion, MI 49224
PHONE: 517-629-3000
SALES@VIKINGSATCOM.COM

TITLE:

3' PEDESTAL KIT- 1.2M

DRAWN BY JK	DATE 07/26/13	
MATERIAL STEEL	FINISH HDG	
DWG. PURPOSE CUSTOMER	SHEET 1OF2	SCALE 1:8
PART. NO. SEE TABLE		
DWG. NO. PK(000)X3BC850C1		



PROPRIETARY AND CONFIDENTIAL

THE INFORMATION CONTAINED IN THIS DRAWING IS THE SOLE PROPERTY OF BAIRD SUPPORTING SYSTEMS. ANY REPRODUCTION IN PART OR AS A WHOLE WITHOUT THE WRITTEN PERMISSION OF BAIRD SUPPORTING SYSTEMS IS PROHIBITED.



UNLESS OTHERWISE SPECIFIED:

DIMENSIONS ARE IN INCHES
TOLERANCES:
FRACTIONAL ±
ANGULAR: MACH ± BEND ±
TWO PLACE DECIMAL ±
THREE PLACE DECIMAL ±

DO NOT SCALE DRAWING

Distributed By: Viking Satcom

Albion, MI 49224
PHONE: 517-629-3000
SALES@VIKINGSATCOM.COM

TITLE:

3' PEDESTAL KIT- 1.2M

DRAWN BY JK	DATE 07/26/13
MATERIAL STEEL	FINISH HDG
DWG. PURPOSE CUSTOMER	SHEET 2OF2
PART. NO. SEE TABLE -SHEET 1	SCALE -
DWG. NO. PK(000)X3BC850C1	