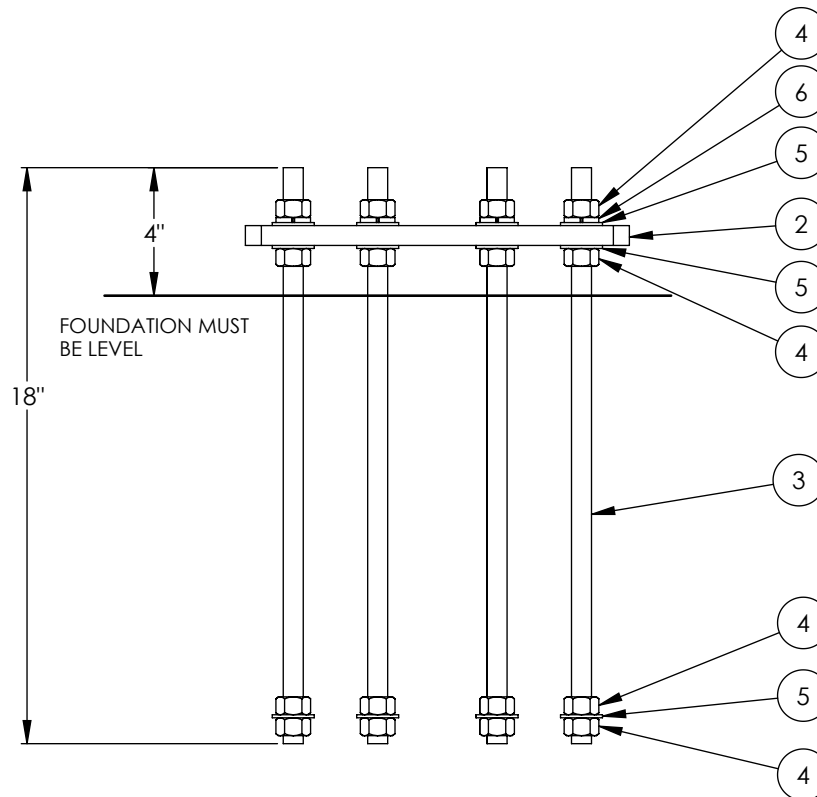


# PK(000)X4BC975C1

ITEM NO.	PART NUMBER	DESCRIPTION	QTY.
1	AS REQ'D	(X.XX)" OD(S40)x4' PEDESTAL , HDG	1
2	B1268(.62)8X.62DIA-975BCWT	WOOD TEMPLATE 12x12	1
3	.62TRODA449HDG	5/8" x18" THREADED ROD A449, HDG	8
4	H2-0625HN2HHDG	5/8" HVY.HEX NUT GR.2H, HDG	32
5	H3-0625FWHDG	5/8" USS FLATWASHER, HDG	24
6	H4-0625LWHDG	5/8" SPLIT LOCKWASHER, HDG	8



On one end of each rod attach a flatwasher sandwiched between two hex nuts. Attach the the other end of the rod to the wood template as shown in the diagram . The wood template will help the keep the rods aligned. When pouring the concrete keep the top 4" of thread clean.

## PROPRIETARY AND CONFIDENTIAL

THE INFORMATION CONTAINED IN THIS DRAWING IS THE SOLE PROPERTY OF BAIRD SUPPORTING SYSTEMS. ANY REPRODUCTION IN PART OR AS A WHOLE WITHOUT THE WRITTEN PERMISSION OF BAIRD SUPPORTING SYSTEMS IS PROHIBITED.



## UNLESS OTHERWISE SPECIFIED:

DIMENSIONS ARE IN INCHES  
TOLERANCES:  
FRACTIONAL ±  
ANGULAR: MACH ± BEND ±  
TWO PLACE DECIMAL ±  
THREE PLACE DECIMAL ±

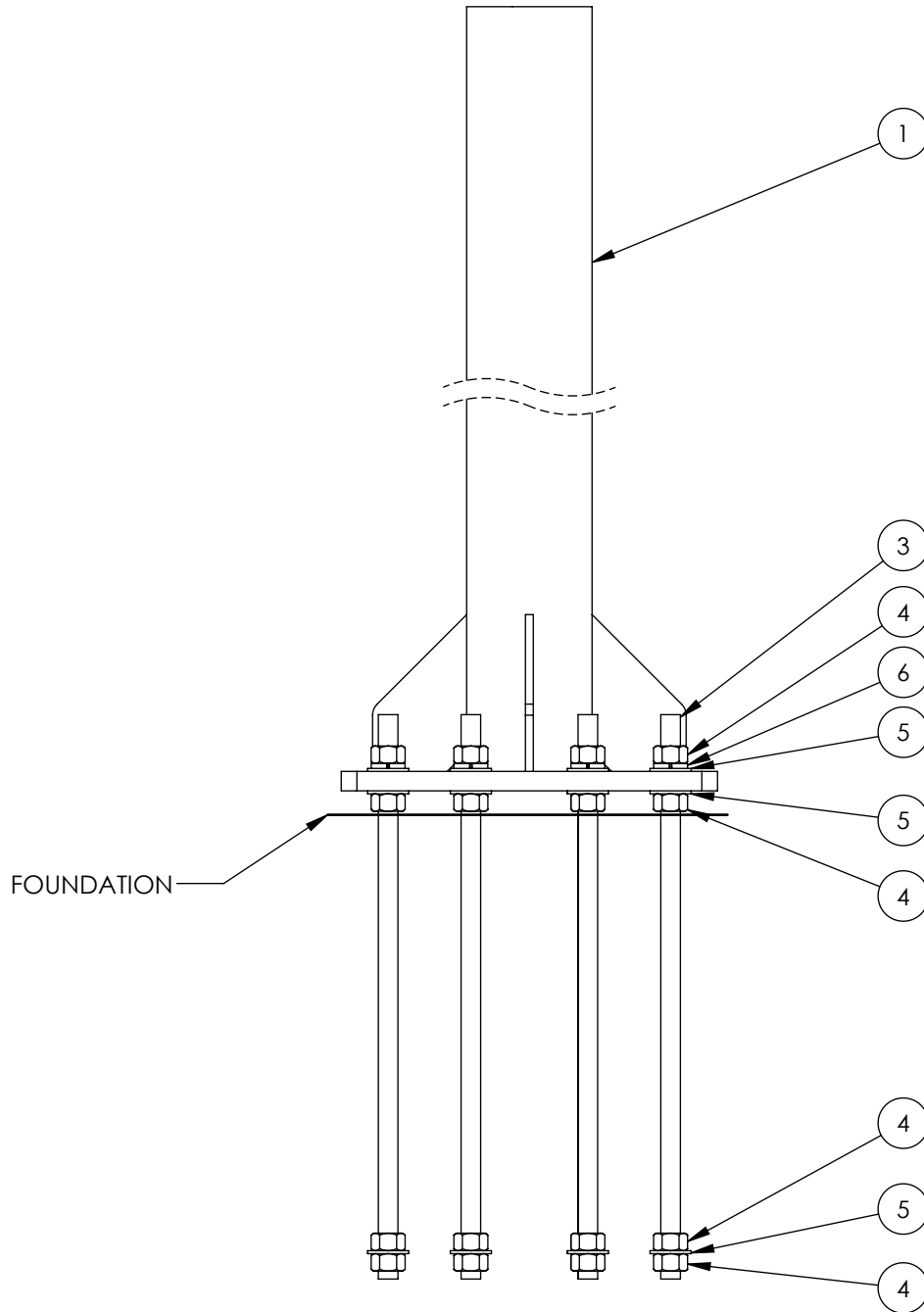
DO NOT SCALE DRAWING

## Distributed By: Viking Satcom

Albion, MI 49224  
PHONE: 517-629-3000  
SALES@VIKINGSATCOM.COM

TITLE:  
4' PEDESTAL KIT 1.8m

DRAWN BY JK	DATE 07/28/15
MATERIAL -	FINISH -
DWG. PURPOSE INST	SHEET 1 OF 2
PART. NO. PK(000)X4BC975C1	SCALE -
DWG. NO. PK(000)X4BC975C1 -INST	



Remove the wood template after the concrete has cured. Clean the exposed threads and turn a nut all the way down to the top of the concrete on each rod. Set the pedestal and tighten hardware. See the drawing above.

**PROPRIETARY AND CONFIDENTIAL**

THE INFORMATION CONTAINED IN THIS DRAWING IS THE SOLE PROPERTY OF BAIRD SUPPORTING SYSTEMS. ANY REPRODUCTION IN PART OR AS A WHOLE WITHOUT THE WRITTEN PERMISSION OF BAIRD SUPPORTING SYSTEMS IS PROHIBITED.

**BAIRD**  
MOUNTING SYSTEMS

**UNLESS OTHERWISE SPECIFIED:**

DIMENSIONS ARE IN INCHES  
TOLERANCES:  
FRACTIONAL ±  
ANGULAR: MACH ± BEND ±  
TWO PLACE DECIMAL ±  
THREE PLACE DECIMAL ±

DO NOT SCALE DRAWING

**Distributed By: Viking Satcom**

Albion, MI 49224  
PHONE: 517-629-3000  
SALES@VIKINGSATCOM.COM

TITLE:  
4' PEDESTAL KIT-1.8m

DRAWN BY  
JK

MATERIAL  
-

DWG. PURPOSE  
INST

DATE  
07/28/15

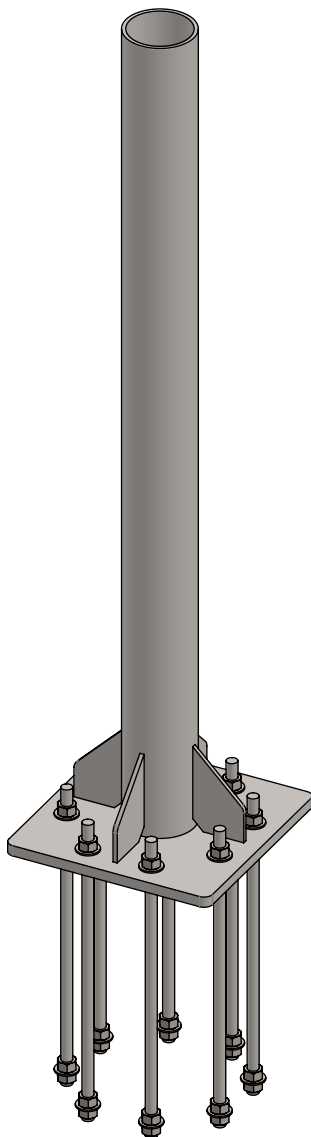
FINISH  
-

SHEET  
2OF2

SCALE  
-

PART. NO.  
PK(000)X4BC975C1

DWG. NO.  
PK(000)X4BC975C1 -INST



PART NO.	MAST DIAMETER	WEIGHT
PK400X4BC975C1	4.00"OD	80 lbs.
PK450X4BC975C1	4.50"OD	82 lbs.
PK556X4BC975C1	5.56"OD	86 lbs.

**PROPRIETARY AND CONFIDENTIAL**

THE INFORMATION CONTAINED IN THIS DRAWING IS THE SOLE PROPERTY OF BAIRD SUPPORTING SYSTEMS. ANY REPRODUCTION IN PART OR AS A WHOLE WITHOUT THE WRITTEN PERMISSION OF BAIRD SUPPORTING SYSTEMS IS PROHIBITED.



**UNLESS OTHERWISE SPECIFIED:**

DIMENSIONS ARE IN INCHES  
TOLERANCES:  
FRACTIONAL  $\pm$   
ANGULAR: MACH  $\pm$  BEND  $\pm$   
TWO PLACE DECIMAL  $\pm$   
THREE PLACE DECIMAL  $\pm$

DO NOT SCALE DRAWING

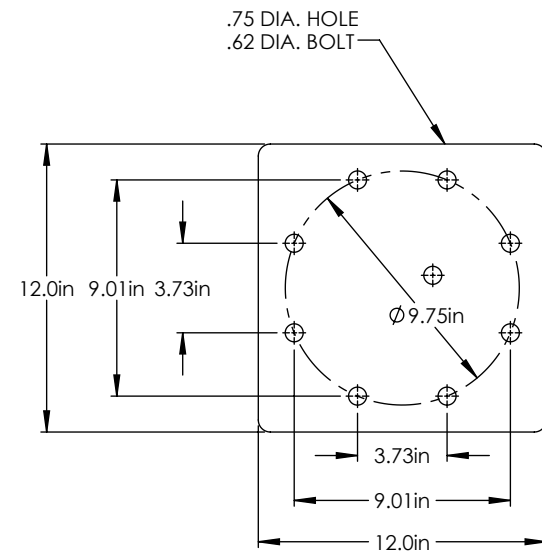
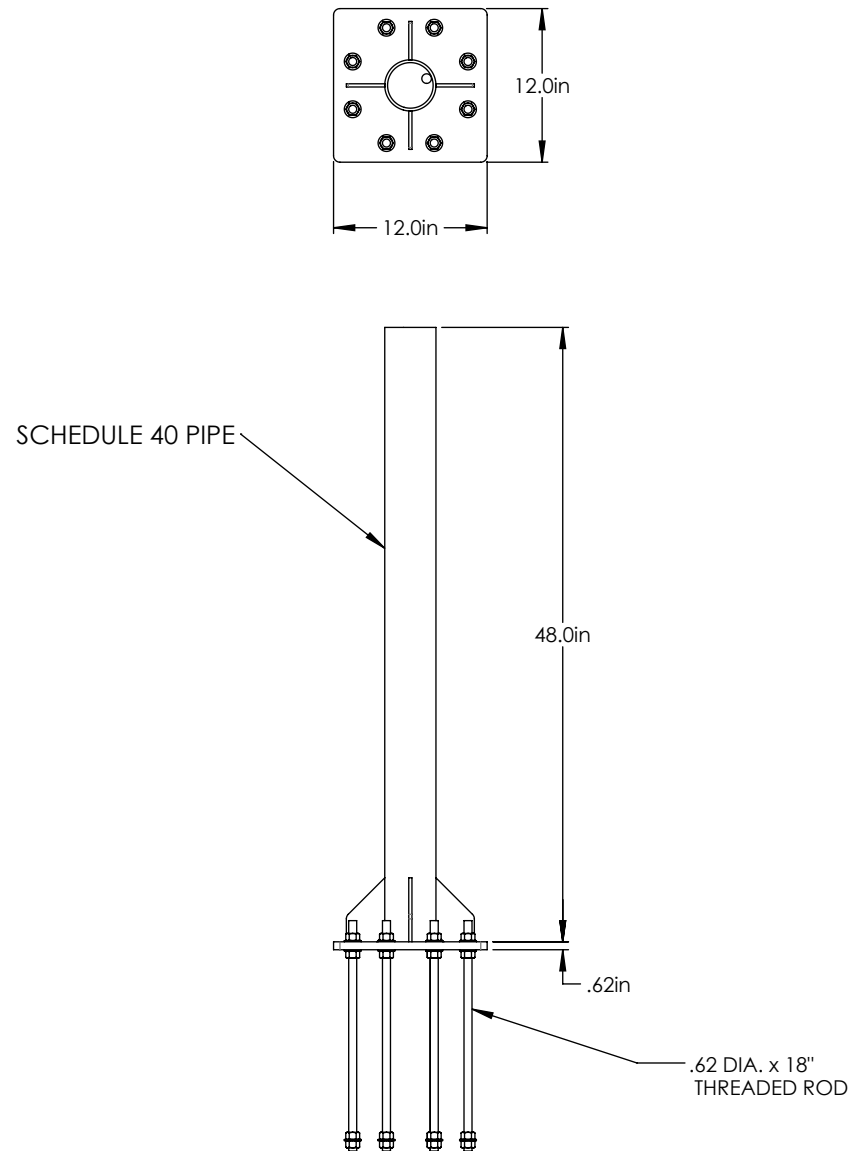
**Distributed By: Viking Satcom**

Albion, MI 49224  
PHONE: 517-629-3000  
SALES@VIKINGSATCOM.COM

**DESCRIPTION:**

4' PEDESTAL KIT - 1.8M

DRAWN BY JK	DATE 06/13/13
MATERIAL STEEL	FINISH HDG
DWG. PURPOSE CUSTOMER	SHEET 1 OF 2
SCALE -	
PART. NO. SEE TABLE	
DWG. NO. PK(000)X4BC975C1	



BASE PLATE DETAIL

**PROPRIETARY AND CONFIDENTIAL**  
THE INFORMATION CONTAINED IN THIS DRAWING IS THE SOLE PROPERTY OF BAIRD SUPPORTING SYSTEMS. ANY REPRODUCTION IN PART OR AS A WHOLE WITHOUT THE WRITTEN PERMISSION OF BAIRD SUPPORTING SYSTEMS IS PROHIBITED.



UNLESS OTHERWISE SPECIFIED:  
DIMENSIONS ARE IN INCHES  
TOLERANCES:  
FRACTIONAL  $\pm$   
ANGULAR: MACH  $\pm$  BEND  $\pm$   
TWO PLACE DECIMAL  $\pm$   
THREE PLACE DECIMAL  $\pm$

DO NOT SCALE DRAWING

**Distributed By: Viking Satcom**

Albion, MI 49224  
PHONE: 517-629-3000  
SALES@VIKINGSATCOM.COM

DESCRIPTION:  
4' PEDESTAL KIT - 1.8M

DRAWN BY JK	DATE 06/10/13
MATERIAL STEEL	FINISH HDG
DWG. PURPOSE CUSTOMER	SHEET 2OF2
SCALE -	
PART. NO. SEE TABLE-SHEET 1	
DWG. NO. PK(000)-4BC975C1	